



Board of Public Works & Safety and Stormwater Board

Regular Meeting Agenda

2:00 p.m. August 31, 2020

Goshen Police & Court Building, 111 East Jefferson Street, Goshen, Indiana

To access online streaming of the meeting, go to <https://goshenindiana.org/calendar>

Call to Order by Mayor Jeremy Stutsman

Approval of Minutes - Aug. 17

Changes to Agenda

NEW HIRE

- (1) Adam W. Peisker as Probationary Firefighter
(Sink)

CHANGE ORDERS

- (2) No. 1 for Police Department Training Center, JN: 2019-0037
(Sailor)

AGREEMENTS AND CONTRACTS

- (3) 2018 Goshen Fire Department Contractual Write-offs



- (4) Roof Replacement at 319 Olive Street with Cecil Bontreger
(Stegelmann)

CLOSURE / USE REQUESTS

- (5) Temporary Relocation of Dumpsters to Sidewalk
(Ruth Pletcher, DJ Construction)
- (6) GHS Crimson Marching Band Parade Sept. 18
- (7) Extension to Sept. 4 of Closure of Indiana Ave. from Pike St. to Wilkinson St.
(Sailor)
- (8) Extension to Sept. 4 of Steury Ave. Southbound Lane Closure
(Sailor)
- (9) Eastbound Lincoln Ave. Closure Sept. 1 – Nov. 25
(Sailor)
- (10) Closure of Westplains Dr. Sept. 14-18
(Sailor)
- (11) Blackport Drive – Temporary Removal of No Truck Designation, JN: 2019-0037
(Sailor)
- (12) Closure of Parking Spaces and Sidewalk at Utility Billing Office, 203 S. 5th St. – Sept. 8-9
(Sailor)
- (13) Voter Registration Table at Main St. and Washington St.
(Scharf)



ANNOUNCEMENTS

- Riding to Remember Fallen Police, Firefighter & Veteran Charity Ride – Sept. 13
- Rescheduling of next Boards of Works & Safety, Stormwater to 2:00 p.m. Sept. 8

PRIVILEGE OF FLOOR

APPROVAL OF CLAIMS

Adjournment



Danny C. Sink, Chief
FIRE DEPARTMENT, CITY OF GOSHEN

209 North Third Street • Goshen, IN 46526-3201

Phone (574) 533-7878 • Fax (574) 534-2804 • TDD (574) 534-3185
dannysink@goshencity.com • www.goshenindiana.org

August 21, 2020

To: The Board of Works and Public Safety

RE: Hire Adam W. Peisker as a Probationary Firefighter

From: Fire Chief Danny Sink

I am pleased to announce that Adam W. Peisker has passed all of the pension requirements for the State of Indiana and I am requesting that the Board of Works and Public Safety hire Adam as a Probationary Firefighter for the Goshen Fire Department effective September 1, 2020

Thank you.



**Engineering Department
CITY OF GOSHEN**

204 East Jefferson Street, Suite 1 • Goshen, IN 46528-3405

Phone (574) 534-2201 • Fax (574) 533-8626 • TDD (574) 534-3185
engineering@goshencity.com • www.goshenindiana.org

MEMORANDUM

TO: Board of Public Works & Safety

FROM: Engineering Department

RE: **CHANGE ORDER NO. 1 FOR GOSHEN POLICE DEPARTMENT
SHOOTING RANGE TRAINING CENTER (JN: 2018-0014)**

DATE: August 31, 2020

Attached please find Change Order No. 1 for the Goshen Police Department Shooting Range Training Center Project.

Due in part to interruptions as a result of the COVID-19 pandemic, delays were experienced with permitting and reviewing project submittals. The contract was signed on May 8, 2020, and permits were issued July 13, 2020.

Change Order No. 1 provides for an extension of the original contract completion date by 45 business days, or 66 calendar days. The original project completion date was September 1, 2020. The modified date is November 6, 2020. No change is being requested to the total contract price with this Change Order.

Requested motion: Move to approve Change Order No. 1 to extend the project completion date from September 1, 2020, to November 6, 2020, to allow R. Yoder Construction to complete work of the Goshen Police Department Shooting Range Training Facility.

CHANGE ORDER FORM

Pg 1 of 3

Change Order No. 1

Date: 8/31/20

**CITY OF GOSHEN, INDIANA
OFFICE OF THE CITY ENGINEER
204 E. Jefferson Street, Suite 1
Goshen, IN 46528**

OWNER: City of Goshen
PROJECT NAME: Goshen Police Department Shooting Range Training Center
PROJECT NUMBER: 2018-0014
CONTRACTOR: R. Yoder Construction, Inc.

I. DESCRIPTION OF WORK INVOLVED (Use additional sheets if needed)

The Goshen Police Department Shooting Range Training Center project (GPD Training Center) was bid in February, 2020. Due to the COVID-19 pandemic and resulting closures of City offices and remote work, the award of the contract was delayed until May 4, 2020. Additional delays occurred in issuing permits and reviewing submittals for the construction, in part because of COVID-19. Since July 13, when permits were issued for the project, work has progressed steadily; however, work will not be finished by the original contract completion date of September 1, 2020.

R. Yoder has assessed the remainig work to be performed, and is requesting an extension of the project completion date by 45 business days. This Change Order is being issued to modify the project completion date, and does not add, or subtract, any elements from the original project scope of work, as specified in the bid documents.

Subtotal - \$0.00

CHANGE ORDER FORM

Pg 2 of 3

Change Order No. 1

II. ADJUSTMENTS IN AMOUNT OF CONTRACT

1. Amount of original contract	\$315,400.02
2. Net (Addition/ Reduction) due to all Previous Contract Supplements Numbers 0 to <u>0</u>	\$0.00
3. Amount of Contract, not including this supplement	\$315,400.02
4. Addition/ Reduction to Contract due to this supplement	\$0.00
5. Amount of Contract, including this supplemental	\$315,400.02
6. Total (Addition/ Reduction) due to all Change Orders (Line 2 + Line 4)	\$0.00
7. Total percent of change in the original contract price Includes Change Order No. 1 to <u>1</u> (Line 6 divided by Line 1)	0.00%

III. CONTRACT SUPPLEMENT CONDITIONS

1. The contract completion date established in the original contract or as modified by previous Contract Supplement(s) is hereby extended/~~reduced~~ by 66 calendar days, making the final completion date November 6, 2020.
2. Any additional work to be performed under this Contract supplement will be carried out in compliance with the specifications included in the preceding Description of Work Involved, with the supplemental contract drawing designed as _____, and under the provisions of the original contract including compliance with applicable equipment specifications, general specifications and project specifications for the same type of work.
3. This Contract Supplement, unless otherwise provided herein, does not relieve the contractor from strict compliance with the guarantee provisions of the original contract, particularly those pertaining to performance and operation of equipment.
4. The contractor expressly agrees that he will place under coverage of his Performance and Payment Bonds and contractor's insurance, all work covered by this Contract Supplement. The contractor will furnished to the owner evidence of increased coverage of this Performance and Payments bonds for the accrued value of all contract supplements, which exceed the original contract price by twenty (20) percent.

CHANGE ORDER FORM

Pg. 3 of 3

Change Order No. 1

RECOMMENDED FOR ACCEPTANCE

Dustin K. Sailor, P.E.
Director of Public Works

ACCEPTED: BOARD OF PUBLIC WORKS AND SAFETY
CITY OF GOSHEN, INDIANA

Mayor

Member

Member

ACCEPTED: CONTRACTOR

R. Yoder Construction

BY:

Signature of authorized representative

Printed

Title



City Clerk-Treasurer

CITY OF GOSHEN

202 South Fifth Street, Suite 2 • Goshen, IN 46528-3714

Phone (574) 533-8625 • Fax (574) 533-9740

clerktreasurer@goshencity.com • www.goshenindiana.org

26 August 2020

To: Board of Public Works & Safety

From: Goshen Fire Department c/o Clerk-Treasurer

Re: 2018 Goshen Fire Department Contractual Write-offs

Goshen Fire Department requests approval of 2018 contractual write-offs totaling \$301,433.62 and further detailed in the attached spreadsheet.

<u>Date of Service</u>	<u>Account Number</u>	<u>Write Off Description</u>	<u>Amount of Write Off</u>
09/20/2014	169,228	Write off City Agcy collection	\$82.16
09/30/2014	177,016	Write off City Agcy collection	\$80.84
07/11/2016	144,345	Write off City Agcy collection	\$183.79
07/12/2016	145,148	Write off City Agcy collection	\$183.79
08/05/2016	165,966	Write off City Agcy collection	\$60.00
10/09/2016	218,954	Write off City Agcy collection	\$423.55
12/09/2016	269,530	Write off City Agcy collection	\$372.93
12/27/2016	284,872	Write off City Agcy collection	\$831.24
01/22/2017	10,646	Contractual-Medicaid No Auth	\$664.17
02/04/2017	19,592	Write off Caid DX	\$127.62
02/09/2017	24,981	Write off City Agcy collection	\$590.76
02/13/2017	27,066	Cmcare	-\$5.48
02/13/2017	27,066	Cmcare	-\$0.23
02/13/2017	27,066	W/O Above Caid Co Pay	-\$71.41
02/27/2017	39,316	Write off City Agcy collection	\$756.96
03/14/2017	52,141	Write off City Agcy collection	\$706.24
03/24/2017	60,628	Write off City Agcy collection	\$537.62
03/24/2017	60,629	Write off City Agcy collection	\$635.62
03/27/2017	62,092	Write off City Agcy collection	\$540.24
03/30/2017	65,218	Write off City Agcy collection	\$75.78
03/31/2017	65,791	Write off Workers Comp	\$882.79
04/01/2017	66,060	Write off City Agcy collection	\$820.93
04/03/2017	69,503	Write off City Agcy collection	\$851.86
04/06/2017	71,481	Write off City Agcy collection	\$851.86
04/17/2017	81,829	Write off City Agcy collection	\$820.93
04/17/2017	81,831	Write off City Agcy collection	\$695.93
04/20/2017	84,673	Write off City Agcy collection	\$695.93
04/22/2017	86,544	Write off City Agcy collection	\$250.00
04/22/2017	86,546	Write off City Agcy collection	\$540.24
04/22/2017	86,550	Write off City Agcy collection	-\$695.93
04/22/2017	86,550	Write off City Agcy collection	\$695.93
04/26/2017	89,386	Write off City Agcy collection	\$591.79
04/28/2017	92,264	Write off City Agcy collection	\$70.09
05/03/2017	95,177	Write off City Agcy collection	\$540.24
05/03/2017	95,179	Write off City Agcy collection	\$633.24
05/05/2017	100,602	W/O Above Caid Co Pay	\$68.61
05/06/2017	100,614	Write off City Agcy collection	\$107.48
05/06/2017	100,615	Write off City Agcy collection	\$810.62
05/12/2017	102,769	Write off City Agcy collection	\$820.93
05/15/2017	103,857	Cmcare	-\$6.51
05/15/2017	103,857	Cmcare	-\$1.00

05/17/2017	105,398	Write off City Agcy collection	\$841.55
05/17/2017	105,405	Write off City Agcy collection	-\$800.31
05/20/2017	108,918	Write off City Agcy collection	\$509.31
05/22/2017	108,928	Write off City Agcy collection	\$125.00
05/22/2017	108,930	Write off City Agcy collection	\$529.93
05/23/2017	110,474	Write off City Agcy collection	\$612.62
05/24/2017	112,100	Write off City Agcy collection	\$633.24
05/26/2017	114,976	Write off City Agcy collection	\$1,173.93
05/27/2017	114,983	Write off City Agcy collection	\$913.72
05/29/2017	114,973	Write off City Agcy collection	\$250.00
05/29/2017	114,982	Write off City Agcy collection	\$250.00
06/02/2017	120,118	Write off City Agcy collection	-\$250.00
06/04/2017	120,124	Cmcare	\$0.15
06/04/2017	120,124	Cmcare	\$1.85
06/04/2017	120,124	Write off City Agcy collection	\$250.00
06/05/2017	121,384	Write off City Agcy collection	\$851.86
06/05/2017	122,338	Write off City Agcy collection	\$519.62
06/07/2017	123,410	Write off City Agcy collection	\$685.62
06/07/2017	123,411	Write off City Agcy collection	\$82.00
06/11/2017	126,109	Write off City Agcy collection	\$386.91
06/11/2017	126,110	Write off City Agcy collection	\$633.24
06/12/2017	127,330	Cmcare	-\$6.51
06/12/2017	127,330	Cmcare	-\$0.61
06/14/2017	183,797	Write off City Agcy collection	\$249.00
06/18/2017	132,652	Write off City Agcy collection	\$519.62
06/19/2017	133,783	Write off City Agcy collection	\$851.86
06/20/2017	133,790	Write off Monetary limit	\$4.00
06/21/2017	298,300	Cmcare	\$5.48
06/21/2017	298,300	W/O Above Caid Co Pay	\$68.49
06/22/2017	138,661	Write off City Agcy collection	\$86.25
06/24/2017	138,638	Write off City Agcy collection	\$800.31
06/30/2017	147,795	Write off Caid DX	\$695.93
06/30/2017	147,797	Write off Caid DX	\$695.93
07/02/2017	147,808	Write off City Agcy collection	\$675.31
07/05/2017	147,821	Write off City Agcy collection	\$913.72
07/07/2017	151,450	Write off City Agcy collection	\$127.00
07/07/2017	151,451	Write Off Settlement Agreement	\$310.62
07/09/2017	151,453	Write off City Agcy collection	\$685.62
07/10/2017	151,460	Write off City Agcy collection	\$612.62
07/11/2017	153,388	Write off City Agcy collection	\$862.17
07/13/2017	156,711	Cmcare	-\$6.51
07/13/2017	156,711	Cmcare	\$6.51
07/13/2017	156,711	Write off City Agcy collection	\$95.39
07/15/2017	156,724	Write off City Agcy collection	\$653.86

07/17/2017	156,733	Write off City Agcy collection	\$187.00
07/18/2017	157,929	Write off City Agcy collection	\$810.62
07/19/2017	160,250	Write off City Agcy collection	\$685.62
07/19/2017	160,253	Write off City Agcy collection	\$265.00
07/19/2017	161,448	Cmcare	\$0.35
07/19/2017	161,448	Cmcare	\$6.51
07/19/2017	161,449	Write off City Agcy collection	\$145.37
07/20/2017	160,881	Write off City Agcy collection	\$265.00
07/21/2017	160,879	Write off City Agcy collection	\$92.00
07/21/2017	164,692	Write off City Agcy collection	\$831.24
07/21/2017	297,858	Write off City Agcy collection	\$166.00
07/23/2017	164,413	Write off City Agcy collection	\$265.00
07/23/2017	164,416	Write off City Agcy collection	\$643.55
07/23/2017	164,698	Cmcare	\$0.27
07/23/2017	164,698	Cmcare	\$5.48
07/23/2017	164,698	W/O Above Caid Co Pay	\$71.84
07/23/2017	165,469	Cmcare	-\$0.35
07/23/2017	165,469	Cmcare	\$0.34
07/23/2017	165,469	Cmcare	\$0.35
07/23/2017	165,469	Cmcare	\$6.51
07/25/2017	165,465	Write off City Agcy collection	\$622.93
07/25/2017	165,860	Write off City Agcy collection	\$550.55
07/26/2017	166,333	Write off City Agcy collection	\$685.62
07/26/2017	166,336	Write off City Agcy collection	\$550.55
07/27/2017	166,332	Write off City Agcy collection	\$164.19
07/28/2017	171,170	Write off City Agcy collection	\$700.00
07/28/2017	171,173	Write off City Agcy collection	\$571.17
07/28/2017	171,185	Write off City Agcy collection	\$83.95
07/28/2017	171,196	Write off City Agcy collection	\$820.93
07/29/2017	171,176	Write off City Agcy collection	\$166.00
07/29/2017	171,187	Write off City Agcy collection	\$550.55
07/29/2017	171,199	W/O Above Caid Co Pay	-\$265.00
08/01/2017	171,201	Write off City Agcy collection	\$773.00
08/02/2017	171,203	W/O Above Caid Co Pay	-\$130.80
08/03/2017	174,726	Write off City Agcy collection	\$171.00
08/03/2017	174,727	Write off City Agcy collection	\$536.00
08/04/2017	174,733	Write off City Agcy collection	\$846.00
08/05/2017	175,265	Write off City Agcy collection	\$729.00
08/05/2017	175,268	Write off City Agcy collection	\$687.00
08/06/2017	174,743	Write off City Agcy collection	\$643.00
08/06/2017	174,745	Write off City Agcy collection	\$265.00
08/06/2017	174,747	Write off City Agcy collection	\$643.00
08/06/2017	174,748	Write off City Agcy collection	\$718.00
08/06/2017	174,749	Write off City Agcy collection	\$718.00

08/06/2017	174,751	Write off City Agcy collection	\$696.00
08/07/2017	176,088	Write off City Agcy collection	\$96.35
08/07/2017	176,403	Write off City Agcy collection	\$643.00
08/07/2017	176,405	Write off City Agcy collection	\$302.19
08/07/2017	176,406	Write off City Agcy collection	\$558.00
08/08/2017	177,134	Write off City Agcy collection	\$562.00
08/08/2017	177,138	Write off City Agcy collection	\$250.00
08/09/2017	178,177	Write off City Agcy collection	\$632.00
08/09/2017	178,184	Write off City Agcy collection	\$643.00
08/09/2017	178,185	Write off City Agcy collection	\$578.00
08/09/2017	178,186	Write off City Agcy collection	\$31.45
08/11/2017	180,313	Write off City Agcy collection	\$569.00
08/13/2017	180,772	Write off City Agcy collection	\$265.00
08/14/2017	180,323	Write off City Agcy collection	\$846.00
08/14/2017	181,789	Write off City Agcy collection	\$161.00
08/14/2017	181,794	Write off City Agcy collection	\$857.00
08/15/2017	182,737	Write off City Agcy collection	\$901.00
08/16/2017	182,735	Write off City Agcy collection	\$193.00
08/17/2017	184,706	Write off City Agcy collection	\$643.00
08/18/2017	187,151	Cmcare	\$0.28
08/18/2017	187,151	Cmcare	\$6.51
08/18/2017	187,151	W/O Above Caid Co Pay	\$84.83
08/19/2017	187,153	Write off City Agcy collection	\$729.00
08/19/2017	187,156	Write off City Agcy collection	\$265.00
08/19/2017	188,230	Write off City Agcy collection	\$740.00
08/19/2017	189,843	Write off City Agcy collection	\$193.00
08/20/2017	187,158	Write off City Agcy collection	\$696.00
08/20/2017	187,160	Write off City Agcy collection	\$143.60
08/21/2017	187,168	Cmcare	\$0.26
08/21/2017	187,168	Cmcare	\$6.51
08/21/2017	187,168	W/O Above Caid Co Pay	\$84.54
08/21/2017	187,170	Write off City Agcy collection	\$857.00
08/21/2017	187,173	Write off City Agcy collection	\$643.00
08/21/2017	187,175	W/O Above Caid Co Pay	\$250.00
08/21/2017	187,176	Write off Monetary limit	\$4.00
08/22/2017	188,231	W/O Above Caid Co Pay	\$250.00
08/22/2017	188,237	Write off City Agcy collection	\$742.00
08/24/2017	189,840	Write off City Agcy collection	\$643.00
08/25/2017	192,624	Write off City Agcy collection	\$643.00
08/25/2017	192,626	Write off City Agcy collection	\$835.00
08/25/2017	192,627	Write off Workers Comp	\$15.91
08/25/2017	192,630	Write off City Agcy collection	\$857.00
08/25/2017	194,579	Write off City Agcy collection	\$654.00
08/25/2017	194,581	Write off City Agcy collection	\$514.00

08/26/2017	192,637 Write off City Agcy collection	\$868.00
08/26/2017	192,639 Write off City Agcy collection	\$729.00
08/26/2017	192,640 Write off City Agcy collection	\$729.00
08/26/2017	192,641 Write off City Agcy collection	\$676.00
08/26/2017	192,645 Write off Monetary limit	\$4.00
08/26/2017	192,647 Write off City Agcy collection	\$718.00
08/27/2017	192,651 Write off City Agcy collection	\$133.00
08/28/2017	200,916 Write off City Agcy collection	\$835.00
08/29/2017	194,909 Write off City Agcy collection	\$846.00
08/29/2017	194,914 Write off City Agcy collection	\$912.00
08/30/2017	194,918 Write off City Agcy collection	\$632.00
08/31/2017	200,894 Write off City Agcy collection	\$665.00
08/31/2017	200,900 Write off City Agcy collection	\$718.00
08/31/2017	200,918 Write off City Agcy collection	\$846.00
09/01/2017	200,895 Write off City Agcy collection	\$621.00
09/01/2017	201,203 Write off Workers Comp	\$15.91
09/01/2017	201,213 Write off City Agcy collection	\$632.00
09/01/2017	201,611 Write off City Agcy collection	\$687.00
09/02/2017	200,903 Cmcare	\$0.44
09/02/2017	200,903 Cmcare	\$6.51
09/02/2017	200,903 W/O Above Caid Co Pay	\$86.87
09/02/2017	200,922 Write off City Agcy collection	\$835.00
09/03/2017	200,889 Write off City Agcy collection	\$879.00
09/03/2017	200,923 Write off City Agcy collection	\$536.00
09/04/2017	200,877 Write off City Agcy collection	\$536.00
09/04/2017	200,897 Write off City Agcy collection	\$178.00
09/04/2017	200,911 Write off City Agcy collection	\$676.00
09/05/2017	200,880 Write off City Agcy collection	\$835.00
09/05/2017	201,210 Write off City Agcy collection	\$643.00
09/06/2017	200,905 Write off City Agcy collection	\$547.00
09/06/2017	200,926 Write off City Agcy collection	\$835.00
09/06/2017	200,932 Cmcare	-\$2.83
09/06/2017	200,932 Cmcare	-\$0.85
09/07/2017	200,882 Write off City Agcy collection	\$846.00
09/07/2017	200,883 W/O Above Caid Co Pay	\$250.00
09/07/2017	200,893 Write off City Agcy collection	\$643.00
09/07/2017	200,899 W/O Above Caid Co Pay	\$265.00
09/07/2017	200,915 Write off City Agcy collection	\$128.60
09/07/2017	200,933 Write off City Agcy collection	\$193.00
09/07/2017	201,614 Write off City Agcy collection	\$665.00
09/08/2017	202,153 Write off City Agcy collection	\$846.00
09/08/2017	202,173 Write off Monetary limit	\$4.00
09/09/2017	202,154 Write off City Agcy collection	\$890.00
09/11/2017	203,356 Write off City Agcy collection	\$83.81

09/11/2017	203,360 Write off City Agcy collection	\$729.00
09/12/2017	203,357 Write off City Agcy collection	\$835.00
09/13/2017	205,250 Write off City Agcy collection	\$672.70
09/14/2017	205,252 Write off City Agcy collection	\$643.00
09/14/2017	205,950 Write off City Agcy collection	\$514.00
09/14/2017	205,951 Write off City Agcy collection	\$676.00
09/14/2017	205,955 Write off City Agcy collection	\$698.00
09/15/2017	205,948 Write off City Agcy collection	\$632.00
09/15/2017	207,631 Write off City Agcy collection	\$128.00
09/15/2017	207,633 Write off City Agcy collection	\$817.00
09/17/2017	208,687 W/O Above Caid Co Pay	\$250.00
09/18/2017	208,690 Write off City Agcy collection	\$762.00
09/18/2017	208,694 Write off City Agcy collection	\$558.00
09/18/2017	208,698 Write off City Agcy collection	\$591.00
09/19/2017	209,849 Write off City Agcy collection	\$70.68
09/19/2017	209,854 Write off City Agcy collection	\$901.00
09/20/2017	211,663 Write off City Agcy collection	\$643.00
09/20/2017	211,666 Write off City Agcy collection	\$773.00
09/21/2017	211,674 Cmcare	\$0.58
09/21/2017	211,674 Cmcare	\$5.48
09/21/2017	211,674 W/O Above Caid Co Pay	\$75.78
09/21/2017	211,679 Write off City Agcy collection	\$167.00
09/22/2017	219,935 Write off City Agcy collection	\$676.00
09/22/2017	219,941 Write off City Agcy collection	\$835.00
09/22/2017	219,945 Write off City Agcy collection	\$775.00
09/23/2017	219,934 Write off City Agcy collection	\$632.00
09/23/2017	219,938 Write off City Agcy collection	\$654.00
09/23/2017	220,876 Write off City Agcy collection	\$751.00
09/24/2017	219,951 Write off City Agcy collection	\$890.00
09/25/2017	212,967 Write off City Agcy collection	\$171.00
09/25/2017	220,877 Write off Monetary limit	\$15.91
09/25/2017	220,889 Write off City Agcy collection	\$558.00
09/25/2017	220,890 Cmcare	\$0.66
09/25/2017	220,890 Cmcare	\$5.48
09/25/2017	220,891 Write off City Agcy collection	\$643.00
09/25/2017	220,905 Write off City Agcy collection	\$265.00
09/25/2017	220,906 Write off City Agcy collection	\$547.00
09/25/2017	220,932 Write off City Agcy collection	-\$707.00
09/25/2017	220,932 Write off City Agcy collection	\$707.00
09/26/2017	220,919 Write off City Agcy collection	\$643.00
09/27/2017	220,909 Write off City Agcy collection	\$718.00
09/27/2017	220,923 Write off City Agcy collection	\$265.00
09/28/2017	220,885 Cmcare	\$0.15
09/28/2017	220,885 Cmcare	\$8.13

09/28/2017	220,924 Write off City Agcy collection	\$536.00
09/29/2017	220,897 Write off City Agcy collection	\$665.00
09/29/2017	220,913 Write off City Agcy collection	\$558.00
09/29/2017	220,936 Write off City Agcy collection	\$890.00
09/30/2017	220,888 Write off City Agcy collection	\$621.00
09/30/2017	220,899 Write off City Agcy collection	\$193.00
09/30/2017	220,928 Write off City Agcy collection	\$89.26
09/30/2017	220,929 Write off City Agcy collection	\$718.00
09/30/2017	223,995 Write off City Agcy collection	\$83.81
10/02/2017	222,927 Write off City Agcy collection	\$643.00
10/03/2017	222,938 Write off City Agcy collection	\$632.00
10/04/2017	222,918 Write off City Agcy collection	\$536.00
10/04/2017	222,919 Write off City Agcy collection	\$696.00
10/04/2017	222,934 Write off City Agcy collection	\$558.00
10/06/2017	222,928 Write off City Agcy collection	\$547.00
10/06/2017	222,944 Write off City Agcy collection	\$250.00
10/07/2017	226,198 Cmcare	\$0.16
10/07/2017	226,198 Cmcare	\$6.51
10/07/2017	226,199 Write off City Agcy collection	\$835.00
10/07/2017	229,931 Write off City Agcy collection	\$133.00
10/08/2017	226,205 Write off City Agcy collection	\$912.00
10/09/2017	226,209 Write off City Agcy collection	\$729.00
10/09/2017	226,210 Write off City Agcy collection	\$857.00
10/09/2017	226,211 Write off City Agcy collection	\$26.89
10/09/2017	226,212 Write off City Agcy collection	\$95.62
10/09/2017	226,213 Write off City Agcy collection	\$250.00
10/10/2017	226,219 Write off City Agcy collection	\$901.00
10/10/2017	226,221 Write off Monetary limit	\$10.00
10/11/2017	226,224 Write off City Agcy collection	\$846.00
10/11/2017	227,498 Write off City Agcy collection	\$835.00
10/11/2017	227,501 Write off City Agcy collection	\$857.00
10/11/2017	227,505 Write off City Agcy collection	\$250.00
10/13/2017	230,815 Cmcare	\$0.31
10/13/2017	230,815 Cmcare	\$5.48
10/13/2017	230,819 Write off City Agcy collection	\$643.00
10/14/2017	230,824 Write off City Agcy collection	-\$912.00
10/14/2017	230,824 Write off City Agcy collection	\$912.00
10/15/2017	230,832 Write off City Agcy collection	\$1,320.00
10/15/2017	231,271 Write off City Agcy collection	\$137.40
10/15/2017	231,272 Write off City Agcy collection	\$1,232.00
10/16/2017	230,835 Write off City Agcy collection	\$569.00
10/17/2017	231,742 Write off City Agcy collection	\$654.00
10/17/2017	231,745 Cmcare	\$0.16
10/17/2017	231,745 Cmcare	\$5.48

10/18/2017	233,428	Write off City Agcy collection	\$835.00
10/18/2017	233,436	Write off City Agcy collection	\$643.00
10/18/2017	233,884	Cmcare	\$0.15
10/18/2017	233,884	Cmcare	\$5.48
10/19/2017	233,429	Write off Workers Comp	\$15.91
10/19/2017	233,445	Cmcare	-\$6.51
10/19/2017	233,445	Cmcare	-\$0.58
10/19/2017	233,445	Cmcare	\$18.55
10/19/2017	233,445	Cmcare	\$406.33
10/19/2017	233,448	Cmcare	\$0.77
10/19/2017	233,448	Cmcare	\$3.13
10/20/2017	233,441	Write off City Agcy collection	\$643.00
10/20/2017	235,153	Write off City Agcy collection	\$643.00
10/21/2017	235,147	W/O Above Caid Co Pay	\$164.75
10/21/2017	235,159	Write off City Agcy collection	\$846.00
10/22/2017	235,145	Write off City Agcy collection	\$824.00
10/22/2017	235,157	Write off City Agcy collection	\$547.00
10/22/2017	235,161	Write off City Agcy collection	\$846.00
10/23/2017	236,563	Write off City Agcy collection	\$890.00
10/23/2017	236,564	Write off City Agcy collection	\$547.00
10/24/2017	237,574	Cmcare	\$0.53
10/24/2017	237,574	Cmcare	\$5.48
10/25/2017	238,535	Write off City Agcy collection	\$751.00
10/25/2017	239,884	Cmcare	\$0.12
10/25/2017	239,884	Cmcare	\$5.48
10/25/2017	239,886	Write off City Agcy collection	\$654.00
10/26/2017	239,381	Write off City Agcy collection	\$707.00
10/27/2017	239,384	Write off City Agcy collection	\$536.00
10/27/2017	240,950	Write off City Agcy collection	\$654.00
10/28/2017	240,956	Write off City Agcy collection	\$835.00
10/29/2017	240,960	Write off City Agcy collection	\$621.00
10/29/2017	240,961	Write off City Agcy collection	\$835.00
10/29/2017	240,964	Write off City Agcy collection	\$1,077.00
10/30/2017	241,931	Write off City Agcy collection	\$632.00
10/30/2017	241,932	Write off City Agcy collection	\$707.00
10/30/2017	241,933	Write off City Agcy collection	\$536.00
10/31/2017	242,813	Write off City Agcy collection	\$632.00
11/01/2017	243,865	Write off City Agcy collection	\$225.59
11/02/2017	246,031	Cmcare	\$0.13
11/02/2017	246,031	Cmcare	\$5.48
11/03/2017	246,032	Write off City Agcy collection	\$569.00
11/03/2017	246,042	Write off City Agcy collection	\$643.00
11/03/2017	246,049	Write off City Agcy collection	\$92.90
11/04/2017	246,038	Write off City Agcy collection	\$643.00

11/07/2017	248,952 Write off City Agcy collection	\$632.00
11/07/2017	248,958 Write off City Agcy collection	\$632.00
11/08/2017	250,798 Write off City Agcy collection	\$879.00
11/09/2017	252,987 Write off City Agcy collection	-\$879.00
11/09/2017	252,987 Write off City Agcy collection	\$879.00
11/09/2017	252,996 Write off City Agcy collection	\$632.00
11/10/2017	252,977 W/O Above Caid Co Pay	\$84.25
11/10/2017	253,005 Cmcare	\$0.41
11/10/2017	253,005 Cmcare	\$5.48
11/10/2017	253,005 W/O Above Caid Co Pay	\$73.59
11/11/2017	253,006 Write off City Agcy collection	\$86.29
11/11/2017	253,011 Write off City Agcy collection	\$643.00
11/11/2017	253,013 Write off City Agcy collection	\$193.00
11/12/2017	252,979 Write off City Agcy collection	\$857.00
11/12/2017	252,985 Write off City Agcy collection	\$632.00
11/12/2017	252,992 Write off City Agcy collection	\$720.00
11/12/2017	252,993 Write off City Agcy collection	\$547.00
11/12/2017	253,014 W/O Above Caid Co Pay	\$250.00
11/12/2017	253,019 Write off City Agcy collection	\$250.00
11/13/2017	253,002 Write off City Agcy collection	\$265.00
11/14/2017	255,580 W/O Above Caid Co Pay	\$479.59
11/14/2017	255,581 Cmcare	\$1.05
11/14/2017	255,581 Cmcare	\$5.48
11/14/2017	255,582 Write off City Agcy collection	\$696.00
11/14/2017	255,583 Write off City Agcy collection	\$632.00
11/15/2017	255,590 Write off City Agcy collection	\$386.60
11/15/2017	255,591 W/O Above Caid Co Pay	\$94.16
11/15/2017	255,598 Write off City Agcy collection	\$654.00
11/15/2017	255,600 Write off City Agcy collection	\$901.00
11/16/2017	258,973 Write off City Agcy collection	\$846.00
11/16/2017	259,013 Write off City Agcy collection	\$707.00
11/17/2017	258,966 Write off City Agcy collection	\$846.00
11/17/2017	258,992 Write off City Agcy collection	\$193.00
11/17/2017	259,004 Write off City Agcy collection	\$125.82
11/18/2017	258,968 Write off City Agcy collection	\$265.00
11/18/2017	258,977 W/O Above Caid Co Pay	\$83.37
11/18/2017	258,978 W/O Above Caid Co Pay	\$70.97
11/18/2017	258,984 W/O Above Caid Co Pay	\$84.68
11/18/2017	258,996 W/O Above Caid Co Pay	\$86.29
11/18/2017	258,997 W/O Above Caid Co Pay	\$70.53
11/18/2017	259,005 W/O Above Caid Co Pay	\$77.82
11/18/2017	259,016 Write off City Agcy collection	\$676.00
11/19/2017	258,980 Write off City Agcy collection	\$265.00
11/19/2017	258,986 W/O Above Caid Co Pay	\$92.99

11/19/2017	259,006 Write off City Agcy collection	\$923.00
11/19/2017	259,018 Write off City Agcy collection	\$547.00
11/20/2017	258,971 Write off City Agcy collection	\$643.00
11/20/2017	258,987 W/O Above Caid Co Pay	\$73.59
11/20/2017	258,998 W/O Above Caid Co Pay	\$250.00
11/20/2017	259,007 Write off City Agcy collection	\$621.00
11/22/2017	262,213 W/O Above Caid Co Pay	\$73.59
11/22/2017	262,214 W/O Above Caid Co Pay	\$71.41
11/22/2017	262,215 Write off City Agcy collection	\$536.00
11/22/2017	262,216 W/O Above Caid Co Pay	\$84.25
11/23/2017	262,218 W/O Above Caid Co Pay	\$84.25
11/23/2017	262,220 Write off City Agcy collection	\$547.00
11/24/2017	262,222 W/O Above Caid Co Pay	\$91.39
11/24/2017	262,223 Write off City Agcy collection	\$128.00
11/24/2017	262,225 Write off City Agcy collection	\$879.00
11/24/2017	262,227 Write off City Agcy collection	\$547.00
11/25/2017	262,229 Write off City Agcy collection	\$868.00
11/25/2017	262,230 W/O Above Caid Co Pay	\$90.81
11/25/2017	262,232 W/O Above Caid Co Pay	\$86.72
11/25/2017	262,233 Cmcare	\$0.30
11/25/2017	262,233 Cmcare	\$6.51
11/25/2017	262,235 Write off City Agcy collection	\$257.00
11/26/2017	262,238 Write off City Agcy collection	\$92.90
11/26/2017	262,241 Cmcare	\$0.44
11/26/2017	262,241 Cmcare	\$6.51
11/26/2017	262,241 W/O Above Caid Co Pay	\$86.87
11/26/2017	262,242 W/O Above Caid Co Pay	\$89.64
11/27/2017	266,587 Write off City Agcy collection	\$846.00
11/27/2017	266,590 W/O Above Caid Co Pay	\$34.80
11/27/2017	266,593 Write off City Agcy collection	\$112.60
11/27/2017	266,596 Write off City Agcy collection	\$718.00
11/27/2017	266,602 Write off City Agcy collection	\$621.00
11/27/2017	266,603 Cmcare	\$0.29
11/27/2017	266,603 Cmcare	\$5.48
11/27/2017	266,603 W/O Above Caid Co Pay	\$72.14
11/28/2017	266,589 Cmcare	\$0.15
11/28/2017	266,589 Cmcare	\$6.51
11/28/2017	266,591 Cmcare	\$0.41
11/28/2017	266,591 Cmcare	\$6.51
11/28/2017	266,597 Cmcare	\$0.41
11/28/2017	266,597 Cmcare	\$6.51
11/28/2017	266,597 W/O Above Caid Co Pay	\$86.43
11/28/2017	266,604 Cmcare	\$0.34
11/28/2017	266,604 Cmcare	\$6.51

11/29/2017	266,583 Cmcare	\$1.00
11/29/2017	266,583 Cmcare	\$6.51
11/29/2017	266,585 Cmcare	\$0.26
11/29/2017	266,585 Cmcare	\$5.48
11/29/2017	266,592 Cmcare	\$0.35
11/29/2017	266,592 Cmcare	\$6.51
11/29/2017	266,599 Cmcare	\$0.19
11/29/2017	266,599 Cmcare	\$5.48
11/29/2017	266,600 Write off City Agcy collection	\$707.00
11/29/2017	266,605 Cmcare	\$0.65
11/29/2017	266,605 Cmcare	\$6.51
11/30/2017	268,920 Cmcare	\$0.29
11/30/2017	268,920 Cmcare	\$1.85
11/30/2017	268,935 Cmcare	\$0.85
11/30/2017	268,935 Cmcare	\$2.83
11/30/2017	268,935 Write off City Agcy collection	\$265.00
11/30/2017	268,948 Cmcare	\$0.15
11/30/2017	268,948 Cmcare	\$6.51
12/01/2017	268,909 Cmcare	\$0.85
12/01/2017	268,909 Cmcare	\$5.48
12/01/2017	268,914 Cmcare	\$1.01
12/01/2017	268,914 Cmcare	\$5.48
12/01/2017	268,915 Cmcare	\$0.26
12/01/2017	268,915 Cmcare	\$6.51
12/01/2017	268,916 Write off City Agcy collection	\$539.30
12/01/2017	268,921 Write off City Agcy collection	\$676.00
12/01/2017	268,923 Cmcare	\$0.58
12/01/2017	268,923 Cmcare	\$6.51
12/01/2017	268,923 Write off City Agcy collection	\$88.62
12/01/2017	268,926 Cmcare	\$0.42
12/01/2017	268,926 Cmcare	\$5.48
12/01/2017	268,926 W/O Above Caidd Co Pay	\$73.74
12/01/2017	268,927 Write off Monetary limit	\$10.00
12/01/2017	268,928 Cmcare	\$0.18
12/01/2017	268,928 Cmcare	\$5.48
12/01/2017	268,938 Cmcare	\$0.26
12/01/2017	268,938 Cmcare	\$6.51
12/01/2017	268,939 Cmcare	\$0.25
12/01/2017	268,939 Cmcare	\$7.13
12/01/2017	268,949 Cmcare	\$0.29
12/01/2017	268,949 Cmcare	\$1.84
12/01/2017	268,950 Cmcare	\$0.58
12/01/2017	268,950 Cmcare	\$5.48
12/01/2017	268,951 Cmcare	\$1.00

12/01/2017	268,951 Cmcare	\$6.51
12/02/2017	268,930 Write off City Agcy collection	\$890.00
12/02/2017	268,931 Write off City Agcy collection	\$170.67
12/02/2017	268,940 Cmcare	\$2.13
12/02/2017	268,952 Cmcare	\$0.12
12/02/2017	268,952 Cmcare	\$5.48
12/02/2017	268,953 Cmcare	\$0.16
12/02/2017	268,953 Cmcare	\$6.51
12/03/2017	268,913 Cmcare	\$0.16
12/03/2017	268,913 Cmcare	\$5.48
12/03/2017	268,918 Cmcare	\$0.19
12/03/2017	268,918 Cmcare	\$5.48
12/03/2017	268,918 W/O Above Caid Co Pay	\$70.82
12/03/2017	268,919 Cmcare	\$0.18
12/03/2017	268,919 Cmcare	\$5.48
12/03/2017	268,919 W/O Above Caid Co Pay	\$70.68
12/03/2017	268,932 Cmcare	\$0.37
12/03/2017	268,932 Cmcare	\$6.51
12/03/2017	268,932 W/O Above Caid Co Pay	\$86.00
12/03/2017	268,934 Cmcare	\$0.18
12/03/2017	268,934 Cmcare	\$5.48
12/03/2017	268,941 Write off City Agcy collection	\$707.00
12/03/2017	268,942 Write off City Agcy collection	\$687.00
12/03/2017	268,946 Write off City Agcy collection	\$547.00
12/03/2017	268,947 Write off City Agcy collection	\$707.00
12/04/2017	270,213 Cmcare	\$1.19
12/04/2017	270,213 Cmcare	\$6.51
12/04/2017	270,214 Cmcare	\$2.48
12/04/2017	270,214 Cmcare	\$3.13
12/04/2017	270,215 Cmcare	\$0.21
12/04/2017	270,215 Cmcare	\$5.48
12/04/2017	270,217 Cmcare	\$0.22
12/04/2017	270,217 Cmcare	\$1.55
12/04/2017	270,218 Write off City Agcy collection	\$707.00
12/05/2017	270,220 Cmcare	\$0.34
12/05/2017	270,220 Cmcare	\$6.51
12/05/2017	271,312 Cmcare	\$0.18
12/05/2017	271,312 Cmcare	\$6.51
12/05/2017	271,314 Cmcare	\$0.14
12/05/2017	271,314 Cmcare	\$6.51
12/05/2017	271,315 Cmcare	\$1.03
12/05/2017	271,315 Cmcare	\$5.48
12/05/2017	271,316 Cmcare	-\$2.83
12/05/2017	271,316 Cmcare	-\$2.83

12/05/2017	271,316 Cmcare	-\$1.31
12/05/2017	271,316 Cmcare	-\$1.31
12/05/2017	271,316 Cmcare	\$1.31
12/05/2017	271,316 Cmcare	\$1.31
12/05/2017	271,316 Cmcare	\$1.31
12/05/2017	271,316 Cmcare	\$2.83
12/05/2017	271,316 Cmcare	\$2.83
12/05/2017	271,316 Cmcare	\$2.83
12/05/2017	271,317 Write off City Agcy collection	\$1,221.00
12/05/2017	271,318 Cmcare	\$0.36
12/05/2017	271,318 Cmcare	\$5.48
12/05/2017	271,318 W/O Above Caid Co Pay	-\$73.01
12/05/2017	271,318 W/O Above Caid Co Pay	\$73.01
12/05/2017	271,318 Write off City Agcy collection	\$73.01
12/05/2017	271,319 Cmcare	\$0.58
12/05/2017	271,319 Cmcare	\$3.13
12/05/2017	271,320 Cmcare	\$0.25
12/05/2017	271,320 Cmcare	\$6.51
12/06/2017	271,322 Cmcare	\$0.41
12/06/2017	271,322 Cmcare	\$6.51
12/06/2017	292,488 Cmcare	\$4.42
12/07/2017	292,491 Cmcare	\$0.29
12/07/2017	292,491 Cmcare	\$5.48
12/07/2017	292,491 W/O Above Caid Co Pay	-\$72.14
12/07/2017	292,491 W/O Above Caid Co Pay	\$72.14
12/07/2017	292,491 Write off City Agcy collection	\$72.14
12/07/2017	292,492 Write off City Agcy collection	\$718.00
12/07/2017	292,494 Cmcare	\$0.26
12/07/2017	292,494 Cmcare	\$6.51
12/07/2017	292,494 W/O Above Caid Co Pay	\$84.54
12/08/2017	292,495 Cmcare	\$0.41
12/08/2017	292,495 Cmcare	\$6.51
12/08/2017	292,495 W/O Above Caid Co Pay	\$86.43
12/08/2017	292,497 Cmcare	\$0.22
12/08/2017	292,497 Cmcare	\$1.55
12/08/2017	292,497 Write off City Agcy collection	\$265.00
12/08/2017	292,499 Write off City Agcy collection	\$193.00
12/08/2017	292,501 Write off City Agcy collection	\$534.90
12/08/2017	292,502 Write off City Agcy collection	\$547.00
12/08/2017	292,503 Write off City Agcy collection	\$643.00
12/09/2017	292,505 Cmcare	\$0.16
12/09/2017	292,505 Cmcare	\$6.51
12/09/2017	292,506 Cmcare	\$0.61
12/09/2017	292,506 Cmcare	\$6.51

12/09/2017	292,507	Write off City Agcy collection	\$569.00
12/09/2017	292,510	Cmcare	\$0.25
12/09/2017	292,510	Cmcare	\$6.51
12/09/2017	292,510	W/O Above Caid Co Pay	\$84.39
12/09/2017	292,511	Write off City Agcy collection	\$547.00
12/09/2017	292,512	Cmcare	\$0.36
12/09/2017	292,512	Cmcare	\$5.89
12/09/2017	292,513	Cmcare	\$0.16
12/09/2017	292,513	Cmcare	\$6.51
12/10/2017	292,515	Write off City Agcy collection	\$536.00
12/10/2017	292,516	Cmcare	\$0.23
12/10/2017	292,516	Cmcare	\$6.51
12/10/2017	292,516	W/O Above Caid Co Pay	\$84.25
12/10/2017	292,517	Cmcare	\$0.58
12/10/2017	292,517	Cmcare	\$6.51
12/10/2017	292,517	W/O Above Caid Co Pay	\$88.62
12/10/2017	292,518	Write off City Agcy collection	\$707.00
12/10/2017	292,519	Cmcare	\$0.22
12/10/2017	292,519	Cmcare	\$409.16
12/10/2017	292,519	W/O Above Caid Co Pay	\$265.00
12/10/2017	292,521	Write off City Agcy collection	\$868.00
12/11/2017	297,848	Cmcare	\$0.25
12/11/2017	297,848	Cmcare	\$5.48
12/11/2017	297,849	Write off City Agcy collection	\$265.00
12/11/2017	297,855	Cmcare	\$0.14
12/11/2017	297,855	Cmcare	\$5.48
12/11/2017	297,863	Cmcare	\$0.45
12/11/2017	297,863	Cmcare	\$5.48
12/11/2017	297,863	W/O Above Caid Co Pay	\$74.18
12/12/2017	292,522	Cmcare	\$0.37
12/12/2017	292,522	Cmcare	\$6.51
12/12/2017	292,522	W/O Above Caid Co Pay	\$86.00
12/12/2017	292,523	Cmcare	\$4.10
12/12/2017	293,637	Write off Workers Comp	\$15.91
12/12/2017	293,638	Cmcare	\$0.31
12/12/2017	293,638	Cmcare	\$6.51
12/12/2017	293,638	W/O Above Caid Co Pay	\$85.27
12/12/2017	293,639	Cmcare	\$0.63
12/12/2017	293,639	Cmcare	\$1.55
12/12/2017	293,639	Write off City Agcy collection	\$265.00
12/12/2017	293,641	Cmcare	\$0.32
12/12/2017	293,641	Cmcare	\$1.55
12/12/2017	293,641	Write off City Agcy collection	\$265.00
12/12/2017	293,642	Cmcare	\$0.25

12/12/2017	293,642 Cmcare	\$6.51
12/12/2017	293,643 Cmcare	\$0.37
12/12/2017	293,643 Cmcare	\$6.51
12/12/2017	293,644 Cmcare	\$0.18
12/12/2017	293,644 Cmcare	\$5.48
12/12/2017	293,644 W/O Above Caid Co Pay	\$70.68
12/13/2017	293,646 Write off City Agcy collection	\$696.00
12/13/2017	293,647 Write off City Agcy collection	\$696.00
12/13/2017	293,648 Cmcare	\$0.53
12/13/2017	293,648 Cmcare	\$9.42
12/13/2017	293,649 Cmcare	\$0.04
12/13/2017	293,649 Cmcare	\$5.48
12/13/2017	293,649 W/O Above Caid Co Pay	\$68.93
12/13/2017	293,653 Cmcare	\$2.18
12/13/2017	293,653 Cmcare	\$3.13
12/13/2017	293,654 Cmcare	\$0.58
12/13/2017	293,654 Cmcare	\$4.75
12/13/2017	293,655 Write off City Agcy collection	\$632.00
12/13/2017	293,656 Cmcare	\$0.35
12/13/2017	293,656 Cmcare	\$6.51
12/13/2017	293,656 W/O Above Caid Co Pay	\$85.70
12/14/2017	293,659 Cmcare	\$0.01
12/14/2017	293,659 Cmcare	\$6.51
12/14/2017	293,659 W/O Above Caid Co Pay	\$81.48
12/14/2017	293,660 Cmcare	\$0.30
12/14/2017	293,660 Cmcare	\$6.51
12/14/2017	293,662 Write off City Agcy collection	\$846.00
12/14/2017	293,663 Cmcare	-\$4.44
12/14/2017	293,663 Cmcare	\$4.44
12/14/2017	293,664 Cmcare	\$2.56
12/14/2017	293,664 Write off City Agcy collection	\$250.00
12/15/2017	293,665 Cmcare	\$0.33
12/15/2017	293,665 Cmcare	\$6.51
12/15/2017	293,665 W/O Above Caid Co Pay	\$85.41
12/15/2017	293,666 Cmcare	\$1.16
12/15/2017	293,666 Cmcare	\$3.13
12/15/2017	293,668 Cmcare	\$0.26
12/15/2017	293,668 Cmcare	\$6.51
12/15/2017	293,669 Cmcare	\$0.19
12/15/2017	293,669 Cmcare	\$6.51
12/16/2017	293,671 Cmcare	\$0.12
12/16/2017	293,671 Cmcare	\$6.51
12/16/2017	293,671 W/O Above Caid Co Pay	\$82.79
12/16/2017	293,674 Cmcare	\$1.28

12/16/2017	293,674 Cmcare	\$3.13
12/17/2017	293,675 Cmcare	\$0.33
12/17/2017	293,675 Cmcare	\$6.51
12/17/2017	293,675 W/O Above Caid Co Pay	\$85.41
12/17/2017	293,676 Cmcare	\$0.23
12/17/2017	293,676 Cmcare	\$5.48
12/17/2017	293,678 Cmcare	\$1.02
12/17/2017	293,678 Cmcare	\$8.13
12/17/2017	293,681 Cmcare	\$0.39
12/17/2017	293,681 Cmcare	\$6.51
12/18/2017	293,683 Cmcare	\$0.42
12/18/2017	293,683 Cmcare	\$6.51
12/18/2017	293,686 Write off City Agcy collection	\$643.00
12/18/2017	293,688 Cmcare	\$1.25
12/18/2017	293,688 Cmcare	\$5.48
12/18/2017	294,704 Cmcare	\$0.34
12/18/2017	294,704 Cmcare	\$6.51
12/18/2017	294,735 Write off City Agcy collection	\$890.00
12/18/2017	294,769 Cmcare	\$0.29
12/18/2017	294,769 Cmcare	\$5.48
12/18/2017	297,851 Cmcare	\$0.88
12/18/2017	297,851 Cmcare	\$6.40
12/18/2017	297,851 W/O Above Caid Co Pay	\$91.05
12/18/2017	297,853 Cmcare	\$0.65
12/18/2017	297,853 Cmcare	\$5.48
12/18/2017	297,859 Write off City Agcy collection	\$773.00
12/19/2017	294,705 Write off City Agcy collection	\$569.00
12/19/2017	294,706 Cmcare	\$0.53
12/19/2017	294,706 Cmcare	\$6.51
12/19/2017	294,719 Cmcare	\$0.44
12/19/2017	294,719 Cmcare	\$1.85
12/19/2017	294,736 Write off City Agcy collection	-\$718.00
12/19/2017	294,736 Write off City Agcy collection	\$718.00
12/19/2017	294,736 Write off City Agcy collection	\$718.00
12/20/2017	297,854 Cmcare	\$0.26
12/20/2017	297,854 Cmcare	\$6.51
12/20/2017	297,860 Cmcare	\$3.74
12/20/2017	297,860 Write off City Agcy collection	\$250.00
12/20/2017	297,864 Cmcare	\$0.68
12/20/2017	297,864 Cmcare	\$5.48
12/20/2017	297,865 Cmcare	\$0.64
12/20/2017	297,865 Cmcare	\$6.51
12/20/2017	297,865 W/O Above Caid Co Pay	\$89.35
12/21/2017	294,745 Cmcare	\$0.26

12/21/2017	294,745 Cmcare	\$5.48
12/21/2017	294,753 Cmcare	\$0.47
12/21/2017	294,753 Cmcare	\$6.51
12/21/2017	294,753 W/O Above Caid Co Pay	\$87.16
12/21/2017	294,771 Cmcare	\$0.16
12/21/2017	294,771 Cmcare	\$6.51
12/22/2017	294,709 Cmcare	\$0.77
12/22/2017	294,709 Cmcare	\$6.51
12/22/2017	294,721 Write off City Agcy collection	\$643.00
12/22/2017	294,737 Cmcare	\$0.41
12/22/2017	294,737 Cmcare	\$6.51
12/22/2017	294,737 W/O Above Caid Co Pay	\$86.43
12/22/2017	294,755 Cmcare	\$0.45
12/22/2017	294,755 Cmcare	\$5.48
12/22/2017	297,852 Write off City Agcy collection	\$846.00
12/23/2017	294,723 Cmcare	\$0.19
12/23/2017	294,723 Cmcare	\$6.51
12/23/2017	294,724 Cmcare	\$0.18
12/23/2017	294,724 Cmcare	\$6.51
12/23/2017	294,724 W/O Above Caid Co Pay	\$83.52
12/23/2017	294,738 Cmcare	\$0.68
12/23/2017	294,738 Cmcare	\$6.51
12/23/2017	294,738 Write off City Agcy collection	\$88.35
12/23/2017	294,748 Write off City Agcy collection	\$265.00
12/23/2017	294,756 W/O Above Caid Co Pay	\$85.58
12/23/2017	294,773 Write off City Agcy collection	\$762.00
12/23/2017	294,774 Cmcare	\$0.25
12/23/2017	294,774 Cmcare	\$6.51
12/23/2017	294,774 W/O Above Caid Co Pay	\$84.39
12/24/2017	294,726 Write off City Agcy collection	\$547.00
12/24/2017	294,728 Cmcare	\$1.78
12/24/2017	294,728 Cmcare	\$6.51
12/24/2017	294,728 W/O Above Caid Co Pay	\$103.64
12/24/2017	294,758 Cmcare	\$0.26
12/24/2017	294,758 Cmcare	\$6.51
12/24/2017	294,775 Cmcare	\$0.19
12/24/2017	294,775 Cmcare	\$6.51
12/24/2017	294,776 Cmcare	\$0.18
12/24/2017	294,776 Cmcare	\$5.48
12/24/2017	294,778 Cmcare	\$0.36
12/24/2017	294,778 Cmcare	\$6.51
12/24/2017	294,784 Write off City Agcy collection	\$868.00
12/25/2017	294,712 Cmcare	\$0.12
12/25/2017	294,712 Cmcare	\$6.51

12/25/2017	294,739 Cmcare	\$0.40
12/25/2017	294,739 Cmcare	\$6.51
12/25/2017	294,739 W/O Above Caid Co Pay	\$86.29
12/25/2017	294,740 Write off City Agcy collection	\$718.00
12/25/2017	294,786 Write off City Agcy collection	\$687.00
12/26/2017	294,730 Cmcare	\$0.21
12/26/2017	294,730 Cmcare	\$5.48
12/27/2017	294,713 Cmcare	\$0.41
12/27/2017	294,713 Cmcare	\$5.48
12/27/2017	294,714 Cmcare	\$0.56
12/27/2017	294,714 Cmcare	\$6.51
12/27/2017	294,714 W/O Above Caid Co Pay	\$88.33
12/27/2017	294,766 Write off City Agcy collection	\$528.30
12/27/2017	294,767 Cmcare	\$0.42
12/27/2017	294,767 Cmcare	\$6.51
12/27/2017	294,767 W/O Above Caid Co Pay	\$86.58
12/27/2017	294,781 W/O Above Caid Co Pay	-\$250.00
12/27/2017	294,781 W/O Above Caid Co Pay	\$250.00
12/28/2017	294,733 Cmcare	\$0.26
12/28/2017	294,733 Cmcare	\$6.51
12/28/2017	294,734 Cmcare	\$0.14
12/28/2017	294,734 Cmcare	\$6.51
12/28/2017	294,742 Cmcare	\$0.18
12/28/2017	294,742 Cmcare	\$6.51
12/28/2017	294,782 Cmcare	\$0.99
12/28/2017	294,782 Cmcare	\$6.51
12/28/2017	294,789 Cmcare	\$0.15
12/28/2017	294,789 Cmcare	\$6.51
12/29/2017	294,743 Cmcare	\$0.30
12/29/2017	294,743 Cmcare	\$6.51
12/29/2017	294,752 Cmcare	\$0.29
12/29/2017	294,752 Cmcare	\$5.48
12/30/2017	295,287 Cmcare	\$0.36
12/30/2017	295,287 Cmcare	\$6.51
12/30/2017	295,289 Write off City Agcy collection	\$547.00
12/30/2017	295,290 Cmcare	\$0.15
12/30/2017	295,290 Cmcare	\$6.51
12/30/2017	295,292 Cmcare	\$0.18
12/30/2017	295,292 Cmcare	\$6.51
12/30/2017	295,292 W/O Above Caid Co Pay	\$83.52
12/30/2017	295,293 Cmcare	\$0.27
12/30/2017	295,293 Cmcare	\$5.48
12/31/2017	295,297 Cmcare	\$0.82
12/31/2017	295,297 Cmcare	\$5.48

12/31/2017	295,298 Write off City Agcy collection	\$643.00
12/31/2017	295,299 Cmcare	\$0.96
12/31/2017	295,299 Cmcare	\$6.51
12/31/2017	295,300 Cmcare	\$0.55
12/31/2017	295,300 Cmcare	\$6.51
12/31/2017	295,300 W/O Above Caid Co Pay	\$88.18
12/31/2017	295,301 Write off City Agcy collection	\$835.00
01/01/2018	5,165 Cmcare	\$0.23
01/01/2018	5,165 Cmcare	\$6.44
01/01/2018	5,178 Write off City Agcy collection	\$707.00
01/01/2018	5,195 Write off City Agcy collection	\$536.00
01/01/2018	5,196 Write off City Agcy collection	\$868.00
01/01/2018	5,197 Write off City Agcy collection	\$536.00
01/01/2018	5,198 Write off City Agcy collection	\$621.00
01/02/2018	5,157 Write off City Agcy collection	\$130.80
01/02/2018	5,174 Write off City Agcy collection	\$654.00
01/02/2018	5,179 Cmcare	\$0.12
01/02/2018	5,179 Cmcare	\$5.43
01/03/2018	5,158 Cmcare	\$0.38
01/03/2018	5,158 Cmcare	\$5.43
01/03/2018	5,158 W/O Above Caid Co Pay	\$72.61
01/03/2018	5,168 Cmcare	\$0.66
01/03/2018	5,168 Cmcare	\$6.44
01/03/2018	5,168 W/O Above Caid Co Pay	\$88.80
01/03/2018	5,182 Cmcare	\$0.28
01/03/2018	5,182 Cmcare	\$6.44
01/03/2018	5,182 W/O Above Caid Co Pay	\$84.03
01/03/2018	5,208 Cmcare	\$0.43
01/03/2018	5,208 Cmcare	\$6.44
01/03/2018	5,209 Write off City Agcy collection	\$846.00
01/03/2018	5,210 Cmcare	\$0.29
01/03/2018	5,210 Cmcare	\$6.44
01/03/2018	5,212 Cmcare	-\$6.44
01/03/2018	5,212 Cmcare	-\$0.56
01/03/2018	5,212 Cmcare	\$0.56
01/03/2018	5,212 Cmcare	\$0.57
01/03/2018	5,212 Cmcare	\$6.44
01/03/2018	5,212 Cmcare	\$6.57
01/03/2018	5,212 W/O Above Caid Co Pay	-\$87.50
01/03/2018	5,212 W/O Above Caid Co Pay	\$87.50
01/03/2018	5,212 W/O Above Caid Co Pay	\$89.25
01/04/2018	5,160 Cmcare	\$0.21
01/04/2018	5,160 Cmcare	\$5.43
01/04/2018	5,161 Cmcare	-\$7.25

01/04/2018	5,161 Cmcare	-\$0.13
01/04/2018	5,161 Cmcare	\$0.13
01/04/2018	5,161 Cmcare	\$7.25
01/04/2018	5,161 Cmcare	\$7.53
01/04/2018	5,161 Write off Small Balance	\$0.83
01/04/2018	5,169 Write off City Agcy collection	\$265.00
01/04/2018	5,185 Write off City Agcy collection	\$654.00
01/04/2018	5,193 Cmcare	\$0.13
01/04/2018	5,193 Cmcare	\$5.43
01/04/2018	5,202 Cmcare	\$0.20
01/04/2018	5,202 Cmcare	\$6.44
01/04/2018	5,214 Write off City Agcy collection	\$696.00
01/04/2018	5,215 Cmcare	\$0.13
01/04/2018	5,215 Cmcare	\$6.44
01/04/2018	5,215 W/O Above Caid Co Pay	\$82.15
01/05/2018	5,163 Cmcare	-\$6.44
01/05/2018	5,163 Cmcare	-\$0.59
01/05/2018	5,163 Cmcare	\$0.59
01/05/2018	5,163 Cmcare	\$0.60
01/05/2018	5,163 Cmcare	\$6.44
01/05/2018	5,163 Cmcare	\$6.57
01/05/2018	5,164 Cmcare	\$0.19
01/05/2018	5,164 Cmcare	\$6.44
01/05/2018	5,164 Write off City Agcy collection	\$82.87
01/05/2018	5,170 Cmcare	\$0.39
01/05/2018	5,170 Cmcare	\$6.44
01/05/2018	5,217 Cmcare	\$0.16
01/05/2018	5,217 Cmcare	\$5.43
01/05/2018	5,219 Cmcare	\$0.19
01/05/2018	5,219 Cmcare	\$5.43
01/07/2018	7,221 Cmcare	\$0.24
01/07/2018	7,221 Cmcare	\$6.44
01/07/2018	7,237 Write off City Agcy collection	\$536.00
01/08/2018	5,205 Cmcare	-\$6.44
01/08/2018	5,205 Cmcare	-\$0.56
01/08/2018	5,205 Cmcare	\$0.56
01/08/2018	5,205 Cmcare	\$0.57
01/08/2018	5,205 Cmcare	\$6.44
01/08/2018	5,205 Cmcare	\$6.57
01/08/2018	7,207 Cmcare	\$0.49
01/08/2018	7,207 Cmcare	\$6.44
01/08/2018	7,208 Write off City Agcy collection	\$835.00
01/08/2018	7,210 Cmcare	\$0.17
01/08/2018	7,210 Cmcare	\$5.43

01/08/2018	7,211 Cmcare	-\$6.44
01/08/2018	7,211 Cmcare	-\$1.65
01/08/2018	7,211 Cmcare	\$1.65
01/08/2018	7,211 Cmcare	\$1.69
01/08/2018	7,211 Cmcare	\$6.44
01/08/2018	7,211 Cmcare	\$6.57
01/08/2018	7,215 Cmcare	-\$5.43
01/08/2018	7,215 Cmcare	-\$0.83
01/08/2018	7,215 Cmcare	\$0.83
01/08/2018	7,215 Cmcare	\$0.85
01/08/2018	7,215 Cmcare	\$5.43
01/08/2018	7,215 Cmcare	\$5.54
01/08/2018	7,238 Cmcare	-\$6.44
01/08/2018	7,238 Cmcare	-\$0.02
01/08/2018	7,238 Cmcare	-\$0.02
01/08/2018	7,238 Cmcare	\$0.02
01/08/2018	7,238 Cmcare	\$0.02
01/08/2018	7,238 Cmcare	\$1.63
01/08/2018	7,238 Cmcare	\$6.44
01/08/2018	7,238 Cmcare	\$6.57
01/09/2018	7,213 Cmcare	\$0.58
01/09/2018	7,213 Cmcare	\$6.44
01/09/2018	7,217 Write off City Agcy collection	-\$558.00
01/09/2018	7,217 Write off City Agcy collection	\$558.00
01/09/2018	7,218 Cmcare	\$0.39
01/09/2018	7,218 Cmcare	\$6.44
01/09/2018	7,218 W/O Above Caid Co Pay	\$85.48
01/09/2018	7,229 Write off City Agcy collection	\$265.00
01/09/2018	7,239 W/O Above Caid Co Pay	\$265.00
01/10/2018	7,225 Cmcare	\$0.05
01/10/2018	7,225 Cmcare	\$5.43
01/10/2018	7,225 Write off City Agcy collection	\$68.42
01/10/2018	7,232 Write off City Agcy collection	\$547.00
01/10/2018	7,240 Cmcare	\$0.61
01/10/2018	7,240 Cmcare	\$5.43
01/10/2018	7,240 W/O Above Caid Co Pay	\$75.50
01/10/2018	9,004 Cmcare	-\$6.57
01/10/2018	9,004 Cmcare	-\$0.15
01/10/2018	9,004 Cmcare	\$0.15
01/10/2018	9,004 Cmcare	\$0.15
01/10/2018	9,004 Cmcare	\$6.57
01/10/2018	9,004 Cmcare	\$6.57
01/11/2018	7,235 W/O Above Caid Co Pay	\$265.00
01/11/2018	7,242 Cmcare	\$0.29

01/11/2018	7,242 Cmcare	\$0.88
01/11/2018	8,133 Cmcare	\$0.18
01/11/2018	8,133 Cmcare	\$5.54
01/11/2018	8,144 Cmcare	\$4.20
01/11/2018	8,152 Write off City Agcy collection	\$536.00
01/12/2018	8,126 Cmcare	-\$6.44
01/12/2018	8,126 Cmcare	-\$0.36
01/12/2018	8,126 Cmcare	\$0.36
01/12/2018	8,126 Cmcare	\$0.37
01/12/2018	8,126 Cmcare	\$6.44
01/12/2018	8,126 Cmcare	\$6.57
01/12/2018	8,134 Cmcare	\$0.21
01/12/2018	8,134 Cmcare	\$5.43
01/12/2018	8,140 Cmcare	\$3.29
01/12/2018	8,147 Write off Workers Comp	\$256.45
01/12/2018	8,153 Cmcare	\$0.98
01/12/2018	8,153 Cmcare	\$6.44
01/12/2018	8,153 W/O Above Caid Co Pay	\$92.85
01/13/2018	8,127 Cmcare	\$1.98
01/13/2018	8,127 Cmcare	\$6.44
01/13/2018	8,127 Write off City Agcy collection	\$105.29
01/13/2018	8,128 Write off City Agcy collection	\$846.00
01/13/2018	8,138 Cmcare	\$0.65
01/13/2018	8,138 Cmcare	\$6.44
01/13/2018	8,149 Write off City Agcy collection	\$547.00
01/13/2018	8,150 Cmcare	\$0.12
01/13/2018	8,150 Cmcare	\$6.44
01/13/2018	8,150 W/O Above Caid Co Pay	\$82.01
01/13/2018	8,154 Cmcare	\$0.41
01/13/2018	8,154 Cmcare	\$6.44
01/14/2018	8,130 Write off City Agcy collection	\$193.00
01/14/2018	8,996 Cmcare	\$0.28
01/14/2018	8,996 Cmcare	\$3.05
01/14/2018	9,005 Cmcare	\$0.19
01/14/2018	9,005 Cmcare	\$6.44
01/14/2018	9,011 Cmcare	\$0.22
01/14/2018	9,011 Cmcare	\$6.44
01/14/2018	9,012 Cmcare	\$0.37
01/14/2018	9,012 Cmcare	\$6.44
01/15/2018	8,994 Write off City Agcy collection	\$835.00
01/15/2018	8,997 Cmcare	\$1.25
01/15/2018	8,997 Cmcare	\$6.44
01/15/2018	8,998 Cmcare	\$0.21
01/15/2018	8,998 Cmcare	\$6.44

01/15/2018	8,999 Write off City Agcy collection	\$265.00
01/15/2018	9,006 Write off City Agcy collection	\$835.00
01/15/2018	9,008 Write off City Agcy collection	\$927.00
01/15/2018	9,009 Write off City Agcy collection	\$665.00
01/15/2018	9,014 Write off City Agcy collection	\$696.00
01/15/2018	9,015 Cmcare	\$0.39
01/15/2018	9,015 Cmcare	\$6.44
01/15/2018	9,015 W/O Above Caid Co Pay	\$85.48
01/15/2018	9,016 Write off City Agcy collection	\$850.00
01/16/2018	8,123 Cmcare	\$0.29
01/16/2018	8,123 Cmcare	\$6.44
01/16/2018	8,123 W/O Above Caid Co Pay	\$84.18
01/16/2018	8,131 Cmcare	\$0.19
01/16/2018	8,131 Cmcare	\$5.43
01/16/2018	8,141 Write off City Agcy collection	\$250.00
01/16/2018	8,143 Cmcare	\$0.32
01/16/2018	8,143 Cmcare	\$6.44
01/16/2018	8,156 Write off City Agcy collection	\$265.00
01/16/2018	8,157 Write off City Agcy collection	\$591.00
01/17/2018	8,124 Cmcare	-\$6.44
01/17/2018	8,124 Cmcare	-\$0.27
01/17/2018	8,124 Cmcare	\$0.27
01/17/2018	8,124 Cmcare	\$0.27
01/17/2018	8,124 Cmcare	\$6.44
01/17/2018	8,124 Cmcare	\$6.57
01/17/2018	9,553 Cmcare	\$0.58
01/17/2018	9,553 Cmcare	\$2.16
01/17/2018	9,555 Cmcare	\$0.14
01/17/2018	9,555 Cmcare	\$6.57
01/18/2018	9,017 Write off City Agcy collection	\$547.00
01/18/2018	9,557 W/O Above Caid Co Pay	\$265.00
01/18/2018	9,560 Cmcare	-\$6.57
01/18/2018	9,560 Cmcare	-\$0.84
01/18/2018	9,560 Cmcare	\$0.84
01/18/2018	9,560 Cmcare	\$0.84
01/18/2018	9,560 Cmcare	\$6.57
01/18/2018	9,560 Cmcare	\$6.57
01/18/2018	9,560 W/O Above Caid Co Pay	\$92.64
01/18/2018	9,561 W/O Above Caid Co Pay	\$191.11
01/18/2018	9,565 Cmcare	-\$6.44
01/18/2018	9,565 Cmcare	-\$0.39
01/18/2018	9,565 Cmcare	\$0.39
01/18/2018	9,565 Cmcare	\$0.40
01/18/2018	9,565 Cmcare	\$6.44

01/18/2018	9,565 Cmcare	\$6.57
01/18/2018	9,566 Write off City Agcy collection	\$536.00
01/19/2018	13,760 Write off Workers Comp	\$1.09
01/19/2018	13,768 Cmcare	\$0.05
01/19/2018	13,768 Cmcare	\$5.54
01/19/2018	13,796 Cmcare	\$0.35
01/19/2018	13,796 Cmcare	\$5.54
01/19/2018	13,796 W/O Above Caid Co Pay	\$73.62
01/20/2018	13,763 Cmcare	\$0.41
01/20/2018	13,763 Cmcare	\$6.57
01/20/2018	13,763 W/O Above Caid Co Pay	\$87.33
01/20/2018	13,777 Cmcare	\$3.28
01/20/2018	13,778 Cmcare	\$1.67
01/20/2018	13,778 Cmcare	\$5.54
01/20/2018	13,779 Cmcare	\$0.17
01/20/2018	13,779 Cmcare	\$6.57
01/20/2018	13,780 Cmcare	\$0.24
01/20/2018	13,780 Cmcare	\$6.57
01/21/2018	13,754 W/O Above Caid Co Pay	-\$78.54
01/21/2018	13,754 W/O Above Caid Co Pay	\$78.54
01/21/2018	13,755 Write off City Agcy collection	\$643.00
01/21/2018	13,766 Write off City Agcy collection	\$547.00
01/21/2018	13,771 Write off City Agcy collection	\$654.00
01/21/2018	13,791 Write off City Agcy collection	\$718.00
01/22/2018	13,773 Cmcare	\$0.12
01/22/2018	13,773 Cmcare	\$9.51
01/22/2018	13,773 W/O Above Caid Co Pay	\$120.40
01/22/2018	13,781 Cmcare	\$3.39
01/22/2018	13,783 Cmcare	\$0.84
01/22/2018	13,783 Cmcare	\$6.57
01/22/2018	13,783 W/O Above Caid Co Pay	\$92.64
01/22/2018	13,792 Cmcare	\$0.86
01/22/2018	13,792 Cmcare	\$6.57
01/22/2018	13,792 W/O Above Caid Co Pay	\$92.93
01/22/2018	13,793 Cmcare	\$0.24
01/22/2018	13,793 Cmcare	\$5.54
01/22/2018	13,793 W/O Above Caid Co Pay	\$72.15
01/23/2018	13,757 Write off City Agcy collection	\$177.73
01/23/2018	13,761 Cmcare	\$0.14
01/23/2018	13,761 Cmcare	\$2.16
01/23/2018	13,767 Cmcare	\$0.41
01/23/2018	13,767 Cmcare	\$6.57
01/23/2018	13,775 Cmcare	\$0.38
01/23/2018	13,775 Cmcare	\$6.57

01/23/2018	13,789 Cmcare	\$0.17
01/23/2018	13,789 Cmcare	\$5.54
01/23/2018	13,795 Write off City Agcy collection	\$536.00
01/24/2018	13,776 Write off City Agcy collection	\$718.00
01/24/2018	14,639 W/O Above Caid Co Pay	\$265.00
01/24/2018	14,642 Write off City Agcy collection	\$718.00
01/24/2018	14,645 Write off City Agcy collection	\$751.00
01/24/2018	14,646 Write off City Agcy collection	\$751.00
01/24/2018	14,647 Write off City Agcy collection	\$46.06
01/25/2018	15,279 Write off City Agcy collection	\$835.00
01/25/2018	15,281 Cmcare	\$0.26
01/25/2018	15,281 Cmcare	\$0.26
01/25/2018	15,281 Cmcare	\$6.57
01/25/2018	15,281 Cmcare	\$6.57
01/26/2018	15,280 Cmcare	-\$6.57
01/26/2018	15,280 Cmcare	-\$0.38
01/26/2018	15,280 Cmcare	\$0.38
01/26/2018	15,280 Cmcare	\$0.38
01/26/2018	15,280 Cmcare	\$6.57
01/26/2018	15,280 Cmcare	\$6.57
01/26/2018	18,130 Write off Workers Comp	-\$536.00
01/26/2018	18,130 Write off Workers Comp	\$536.00
01/26/2018	18,131 Write off City Agcy collection	\$846.00
01/26/2018	18,132 Write off City Agcy collection	\$547.00
01/26/2018	18,134 Cmcare	-\$6.57
01/26/2018	18,134 Cmcare	-\$0.17
01/26/2018	18,134 Cmcare	\$0.17
01/26/2018	18,134 Cmcare	\$0.17
01/26/2018	18,134 Cmcare	\$6.57
01/26/2018	18,134 Cmcare	\$6.57
01/26/2018	18,135 Cmcare	-\$5.54
01/26/2018	18,135 Cmcare	-\$0.21
01/26/2018	18,135 Cmcare	\$0.21
01/26/2018	18,135 Cmcare	\$0.21
01/26/2018	18,135 Cmcare	\$5.54
01/26/2018	18,135 Cmcare	\$5.54
01/26/2018	18,135 W/O Above Caid Co Pay	\$71.85
01/27/2018	18,137 Write off City Agcy collection	\$890.00
01/27/2018	18,141 Cmcare	\$0.26
01/27/2018	18,141 Cmcare	\$5.54
01/27/2018	18,142 Cmcare	-\$5.54
01/27/2018	18,142 Cmcare	-\$0.84
01/27/2018	18,142 Cmcare	\$0.84
01/27/2018	18,142 Cmcare	\$0.84

01/27/2018	18,142 Cmcare	\$5.54
01/27/2018	18,142 Cmcare	\$5.54
01/27/2018	18,142 W/O Above Caid Co Pay	\$79.67
01/27/2018	18,143 Cmcare	-\$5.54
01/27/2018	18,143 Cmcare	-\$0.17
01/27/2018	18,143 Cmcare	\$0.17
01/27/2018	18,143 Cmcare	\$0.17
01/27/2018	18,143 Cmcare	\$5.54
01/27/2018	18,143 Cmcare	\$5.54
01/27/2018	18,146 Cmcare	-\$6.57
01/27/2018	18,146 Cmcare	-\$0.58
01/27/2018	18,146 Cmcare	\$0.58
01/27/2018	18,146 Cmcare	\$0.58
01/27/2018	18,146 Cmcare	\$6.57
01/27/2018	18,146 Cmcare	\$6.57
01/27/2018	18,146 W/O Above Caid Co Pay	\$89.39
01/28/2018	18,148 Cmcare	-\$6.57
01/28/2018	18,148 Cmcare	-\$0.26
01/28/2018	18,148 Cmcare	\$0.26
01/28/2018	18,148 Cmcare	\$0.26
01/28/2018	18,148 Cmcare	\$6.57
01/28/2018	18,148 Cmcare	\$6.57
01/28/2018	18,152 Cmcare	-\$6.57
01/28/2018	18,152 Cmcare	-\$0.94
01/28/2018	18,152 Cmcare	\$0.14
01/28/2018	18,152 Cmcare	\$0.94
01/28/2018	18,152 Cmcare	\$6.57
01/28/2018	18,152 Cmcare	\$6.57
01/28/2018	18,152 W/O Above Caid Co Pay	\$93.96
01/28/2018	18,153 Cmcare	-\$6.57
01/28/2018	18,153 Cmcare	-\$0.19
01/28/2018	18,153 Cmcare	\$0.19
01/28/2018	18,153 Cmcare	\$0.19
01/28/2018	18,153 Cmcare	\$6.57
01/28/2018	18,153 Cmcare	\$6.57
01/29/2018	18,155 Cmcare	-\$6.57
01/29/2018	18,155 Cmcare	-\$0.13
01/29/2018	18,155 Cmcare	\$0.13
01/29/2018	18,155 Cmcare	\$0.13
01/29/2018	18,155 Cmcare	\$6.57
01/29/2018	18,155 Cmcare	\$6.57
01/29/2018	18,156 Cmcare	-\$6.57
01/29/2018	18,156 Cmcare	-\$0.24
01/29/2018	18,156 Cmcare	\$0.24

01/29/2018	18,156 Cmcare	\$0.24
01/29/2018	18,156 Cmcare	\$6.57
01/29/2018	18,156 Cmcare	\$6.57
01/29/2018	18,156 W/O Above Caid Co Pay	\$85.12
01/29/2018	18,157 Cmcare	\$0.37
01/29/2018	18,157 Cmcare	\$0.37
01/29/2018	18,157 Cmcare	\$6.57
01/29/2018	18,157 Cmcare	\$6.57
01/30/2018	25,047 Cmcare	\$0.19
01/30/2018	25,047 Cmcare	\$6.57
01/30/2018	25,054 Cmcare	\$0.34
01/30/2018	25,054 Cmcare	\$5.54
01/30/2018	25,057 Cmcare	\$0.20
01/30/2018	25,057 Cmcare	\$6.57
01/30/2018	25,058 Write off City Agcy collection	\$676.00
01/31/2018	25,048 Cmcare	\$0.59
01/31/2018	25,048 Cmcare	\$6.57
01/31/2018	25,049 Cmcare	\$0.19
01/31/2018	25,049 Cmcare	\$6.57
01/31/2018	25,052 Cmcare	\$3.21
01/31/2018	25,052 Cmcare	\$6.57
01/31/2018	25,052 W/O Above Caid Co Pay	\$122.26
01/31/2018	25,056 Cmcare	\$0.60
01/31/2018	25,056 Cmcare	\$6.57
01/31/2018	25,056 W/O Above Caid Co Pay	\$89.69
01/31/2018	25,059 W/O Above Caid Co Pay	\$265.00
02/01/2018	26,131 Write off City Agcy collection	\$265.00
02/01/2018	26,133 Cmcare	\$0.25
02/01/2018	26,133 Cmcare	\$6.57
02/02/2018	26,135 Cmcare	\$0.29
02/02/2018	26,135 Cmcare	\$2.16
02/02/2018	26,136 Write off City Agcy collection	\$547.00
02/02/2018	26,137 Write off City Agcy collection	\$547.00
02/03/2018	26,140 Cmcare	\$0.55
02/03/2018	26,140 Cmcare	\$6.57
02/03/2018	26,142 Write off City Agcy collection	\$654.00
02/03/2018	26,143 Write off City Agcy collection	\$762.00
02/03/2018	26,144 Write off City Agcy collection	\$762.00
02/03/2018	26,145 Cmcare	\$0.64
02/03/2018	26,145 Cmcare	\$6.57
02/03/2018	26,146 W/O Above Caid Co Pay	\$265.00
02/03/2018	26,147 Cmcare	\$0.63
02/03/2018	26,147 Cmcare	\$6.57
02/04/2018	26,148 Cmcare	-\$6.57

02/04/2018	26,148 Cmcare	-\$0.32
02/04/2018	26,148 Cmcare	\$0.32
02/04/2018	26,148 Cmcare	\$0.32
02/04/2018	26,148 Cmcare	\$6.57
02/04/2018	26,148 Cmcare	\$6.57
02/04/2018	26,151 Cmcare	\$0.27
02/04/2018	26,151 Cmcare	\$5.54
02/04/2018	26,151 W/O Above Caid Co Pay	\$72.59
02/04/2018	26,153 Cmcare	\$0.19
02/04/2018	26,153 Cmcare	\$9.51
02/04/2018	26,153 W/O Above Caid Co Pay	\$121.29
02/04/2018	26,154 Cmcare	\$0.73
02/04/2018	26,154 Cmcare	\$6.57
02/04/2018	26,154 W/O Above Caid Co Pay	\$91.31
02/05/2018	26,156 Write off City Agcy collection	-\$824.00
02/05/2018	26,156 Write off City Agcy collection	\$824.00
02/05/2018	26,157 Write off City Agcy collection	\$846.00
02/05/2018	26,162 Cmcare	\$0.28
02/05/2018	26,162 Cmcare	\$5.54
02/05/2018	26,163 Cmcare	\$0.27
02/05/2018	26,163 Cmcare	\$6.57
02/05/2018	26,167 Cmcare	\$0.14
02/05/2018	26,167 Cmcare	\$6.57
02/05/2018	26,167 W/O Above Caid Co Pay	\$83.94
02/05/2018	26,168 Write off City Agcy collection	\$547.00
02/05/2018	26,170 Write off City Agcy collection	\$621.00
02/05/2018	26,171 Cmcare	\$0.17
02/05/2018	26,171 Cmcare	\$6.57
02/06/2018	26,172 Cmcare	\$0.24
02/06/2018	26,172 Cmcare	\$6.57
02/06/2018	26,174 Cmcare	\$0.17
02/06/2018	26,174 Cmcare	\$5.54
02/06/2018	26,175 Cmcare	\$0.24
02/06/2018	26,175 Cmcare	\$6.57
02/06/2018	26,175 W/O Above Caid Co Pay	\$85.12
02/06/2018	26,179 Cmcare	\$0.18
02/06/2018	26,179 Cmcare	\$6.57
02/06/2018	26,179 W/O Above Caid Co Pay	\$84.38
02/06/2018	26,181 Cmcare	\$0.53
02/06/2018	26,181 Cmcare	\$5.54
02/06/2018	26,182 W/O Above Caid Co Pay	\$265.00
02/07/2018	26,184 Cmcare	\$1.05
02/07/2018	26,184 Cmcare	\$6.57
02/07/2018	26,184 W/O Above Caid Co Pay	\$95.29

02/07/2018	26,188 Cmcare	\$0.40
02/07/2018	26,188 Cmcare	\$6.57
02/07/2018	26,189 Write off City Agcy collection	\$634.00
02/07/2018	26,190 Write off City Agcy collection	\$265.00
02/07/2018	26,191 Cmcare	-\$6.57
02/07/2018	26,191 Cmcare	-\$0.59
02/07/2018	26,191 Cmcare	\$0.59
02/07/2018	26,191 Cmcare	\$0.59
02/07/2018	26,191 Cmcare	\$6.57
02/07/2018	26,191 Cmcare	\$6.57
02/07/2018	26,192 Write off City Agcy collection	\$718.00
02/07/2018	26,193 Cmcare	\$0.57
02/07/2018	26,193 Cmcare	\$6.57
02/07/2018	26,194 Cmcare	\$0.22
02/07/2018	26,194 Cmcare	\$6.57
02/07/2018	26,194 W/O Above Caid Co Pay	\$84.97
02/08/2018	37,806 Cmcare	\$0.15
02/08/2018	37,806 Cmcare	\$6.57
02/08/2018	37,806 W/O Above Caid Co Pay	\$84.09
02/08/2018	37,851 Cmcare	\$0.04
02/08/2018	37,851 Cmcare	\$6.57
02/08/2018	37,851 W/O Above Caid Co Pay	\$82.61
02/09/2018	37,763 Cmcare	\$0.18
02/09/2018	37,763 Cmcare	\$5.54
02/09/2018	37,787 Write off City Agcy collection	\$265.00
02/09/2018	37,807 Cmcare	\$0.27
02/09/2018	37,807 Cmcare	\$6.57
02/09/2018	37,828 Cmcare	\$0.15
02/09/2018	37,828 Cmcare	\$5.54
02/09/2018	37,829 Cmcare	\$0.39
02/09/2018	37,829 Cmcare	\$5.54
02/09/2018	37,840 Cmcare	\$0.58
02/09/2018	37,840 Cmcare	\$3.65
02/09/2018	37,852 Cmcare	\$0.19
02/09/2018	37,852 Cmcare	\$6.57
02/11/2018	37,750 Cmcare	\$1.25
02/11/2018	37,750 Cmcare	\$6.57
02/11/2018	37,765 Write off City Agcy collection	\$835.00
02/11/2018	37,766 Cmcare	\$0.21
02/11/2018	37,766 Cmcare	\$5.54
02/11/2018	37,808 Cmcare	\$0.35
02/11/2018	37,808 Cmcare	\$6.40
02/12/2018	37,789 Cmcare	\$0.17
02/12/2018	37,789 Cmcare	\$6.57

02/12/2018	37,809 Cmcare	\$0.02
02/12/2018	37,809 Cmcare	\$5.54
02/12/2018	37,810 Cmcare	\$0.83
02/12/2018	37,810 Cmcare	\$6.57
02/12/2018	37,854 Write off City Agcy collection	\$547.00
02/13/2018	37,767 Cmcare	\$0.14
02/13/2018	37,767 Cmcare	\$6.57
02/13/2018	37,790 Cmcare	\$0.50
02/13/2018	37,790 Cmcare	\$5.54
02/13/2018	37,791 Write off City Agcy collection	\$632.00
02/13/2018	37,811 Write off City Agcy collection	\$835.00
02/13/2018	37,844 Cmcare	\$0.39
02/13/2018	37,844 Cmcare	\$5.54
02/13/2018	37,844 W/O Above Caid Co Pay	\$74.06
02/13/2018	37,855 Write off City Agcy collection	\$718.00
02/14/2018	37,768 Cmcare	\$2.10
02/14/2018	37,768 Cmcare	\$3.04
02/14/2018	37,845 Write off City Agcy collection	\$265.00
02/14/2018	37,846 Cmcare	\$0.64
02/14/2018	37,846 Cmcare	\$5.54
02/14/2018	37,856 Write off City Agcy collection	\$835.00
02/15/2018	37,753 Cmcare	\$0.59
02/15/2018	37,753 Cmcare	\$6.57
02/15/2018	37,771 Cmcare	\$0.24
02/15/2018	37,771 Cmcare	\$6.57
02/15/2018	37,771 W/O Above Caid Co Pay	\$85.12
02/15/2018	37,774 Cmcare	\$0.13
02/15/2018	37,774 Cmcare	\$6.57
02/15/2018	37,815 Write off City Agcy collection	-\$696.00
02/15/2018	37,815 Write off City Agcy collection	\$696.00
02/15/2018	37,815 Write off City Agcy collection	\$696.00
02/15/2018	37,816 Write off City Agcy collection	\$934.00
02/16/2018	37,795 Cmcare	\$0.24
02/16/2018	37,795 Cmcare	\$6.57
02/16/2018	37,795 W/O Above Caid Co Pay	\$85.12
02/16/2018	37,796 Cmcare	\$0.25
02/16/2018	37,796 Cmcare	\$6.57
02/16/2018	37,796 W/O Above Caid Co Pay	\$85.27
02/16/2018	37,820 Cmcare	\$1.00
02/16/2018	37,820 Cmcare	\$6.57
02/17/2018	37,755 Cmcare	\$0.91
02/17/2018	37,755 Cmcare	\$5.54
02/17/2018	37,756 Write off Monetary limit	\$10.00
02/17/2018	37,835 Write off City Agcy collection	\$643.00

02/17/2018	37,859 Cmcare	\$0.14
02/17/2018	37,859 Cmcare	\$5.54
02/18/2018	37,776 Cmcare	\$0.78
02/18/2018	37,776 Cmcare	\$5.54
02/18/2018	37,799 Write off City Agcy collection	\$265.00
02/18/2018	37,848 Cmcare	\$0.26
02/18/2018	37,848 Cmcare	\$6.57
02/19/2018	37,836 Cmcare	\$0.79
02/19/2018	37,836 Cmcare	\$6.57
02/20/2018	37,777 Write off City Agcy collection	\$265.00
02/20/2018	37,779 Cmcare	\$0.19
02/20/2018	37,779 Cmcare	\$6.57
02/20/2018	37,779 W/O Above Caid Co Pay	\$84.53
02/20/2018	37,781 Write off City Agcy collection	\$632.00
02/20/2018	37,803 Cmcare	\$1.49
02/20/2018	37,803 Cmcare	\$6.57
02/20/2018	37,804 Cmcare	\$0.28
02/20/2018	37,804 Cmcare	\$6.57
02/20/2018	37,823 Cmcare	\$0.40
02/20/2018	37,823 Cmcare	\$5.54
02/20/2018	37,824 Write off City Agcy collection	\$835.00
02/20/2018	37,864 Write off City Agcy collection	\$643.00
02/20/2018	37,866 W/O Above Caid Co Pay	\$265.00
02/21/2018	37,759 Cmcare	\$0.15
02/21/2018	37,759 Cmcare	\$5.54
02/21/2018	37,760 Cmcare	\$0.98
02/21/2018	37,760 Cmcare	\$6.57
02/21/2018	37,760 W/O Above Caid Co Pay	\$94.40
02/21/2018	37,782 Write off City Agcy collection	\$632.00
02/21/2018	37,850 Cmcare	\$0.65
02/21/2018	37,850 Cmcare	\$6.57
02/21/2018	37,868 Write off City Agcy collection	\$773.00
02/21/2018	37,869 Cmcare	\$0.52
02/21/2018	37,869 Cmcare	\$5.39
02/21/2018	37,869 W/O Above Caid Co Pay	\$73.89
02/22/2018	37,762 Cmcare	\$0.19
02/22/2018	37,762 Cmcare	\$5.54
02/22/2018	37,825 Cmcare	\$0.83
02/22/2018	37,825 Cmcare	\$6.57
02/22/2018	39,483 Write off City Agcy collection	\$547.00
02/22/2018	39,484 Write off City Agcy collection	-\$265.00
02/22/2018	39,484 Write off City Agcy collection	\$265.00
02/22/2018	39,489 Cmcare	-\$7.25
02/22/2018	39,489 Cmcare	-\$0.13

02/22/2018	39,489 Cmcare	\$0.13
02/22/2018	39,489 Cmcare	\$0.13
02/22/2018	39,489 Cmcare	\$7.25
02/22/2018	39,489 Cmcare	\$7.43
02/22/2018	39,494 Cmcare	\$0.64
02/22/2018	39,494 Cmcare	\$6.57
02/22/2018	39,494 W/O Above Caid Co Pay	\$90.13
02/23/2018	39,499 Write off City Agcy collection	\$69.35
02/24/2018	39,492 Cmcare	\$1.60
02/24/2018	39,492 Cmcare	\$4.15
02/24/2018	39,492 W/O Above Caid Co Pay	\$71.95
02/25/2018	39,486 Write off City Agcy collection	\$632.00
02/25/2018	39,487 Cmcare	\$0.18
02/25/2018	39,487 Cmcare	\$5.54
02/25/2018	39,488 Cmcare	\$0.21
02/25/2018	39,488 Cmcare	\$6.57
02/25/2018	39,493 Cmcare	\$0.20
02/25/2018	39,493 Cmcare	\$5.54
02/25/2018	39,502 Cmcare	\$0.14
02/25/2018	39,502 Cmcare	\$6.57
02/26/2018	40,276 Write off City Agcy collection	\$536.00
02/26/2018	40,281 Write off City Agcy collection	\$718.00
02/27/2018	41,143 Write off City Agcy collection	\$171.00
02/28/2018	42,003 Cmcare	\$1.43
02/28/2018	42,003 Cmcare	\$6.57
02/28/2018	42,003 W/O Above Caid Co Pay	\$100.01
02/28/2018	42,005 Cmcare	\$0.26
02/28/2018	42,005 Cmcare	\$6.57
02/28/2018	42,008 Write off City Agcy collection	\$193.00
03/01/2018	42,009 Cmcare	\$0.13
03/01/2018	42,009 Cmcare	\$5.54
03/01/2018	42,010 Cmcare	\$0.31
03/01/2018	42,010 Cmcare	\$6.57
03/01/2018	45,985 Cmcare	\$0.05
03/01/2018	45,985 Cmcare	\$6.57
03/01/2018	45,985 W/O Above Caid Co Pay	\$82.76
03/01/2018	45,988 Cmcare	\$0.92
03/01/2018	45,988 Cmcare	\$5.54
03/01/2018	45,988 W/O Above Caid Co Pay	-\$80.70
03/01/2018	45,988 W/O Above Caid Co Pay	\$80.70
03/01/2018	45,989 Cmcare	\$1.20
03/01/2018	45,989 Cmcare	\$6.57
03/02/2018	45,990 Cmcare	\$0.38
03/02/2018	45,990 Cmcare	\$5.54

03/02/2018	45,990 W/O Above Caid Co Pay	\$73.92
03/02/2018	45,995 Write off City Agcy collection	\$718.00
03/02/2018	45,997 Cmcare	\$0.19
03/02/2018	45,997 Cmcare	\$6.57
03/02/2018	45,997 W/O Above Caid Co Pay	\$84.53
03/02/2018	45,999 Cmcare	\$1.67
03/02/2018	45,999 Cmcare	\$6.57
03/03/2018	46,000 Cmcare	\$0.39
03/03/2018	46,000 Cmcare	\$6.57
03/03/2018	46,001 Cmcare	\$0.94
03/03/2018	46,001 Cmcare	\$9.51
03/03/2018	46,001 W/O Above Caid Co Pay	\$130.72
03/03/2018	46,002 Cmcare	\$0.24
03/03/2018	46,002 Cmcare	\$6.57
03/03/2018	46,003 Cmcare	\$0.18
03/03/2018	46,003 Cmcare	\$6.57
03/03/2018	46,007 Cmcare	\$0.41
03/03/2018	46,007 Cmcare	\$5.54
03/03/2018	46,007 W/O Above Caid Co Pay	\$74.36
03/04/2018	46,012 Cmcare	\$1.24
03/04/2018	46,012 Cmcare	\$6.57
03/04/2018	46,012 W/O Above Caid Co Pay	\$97.65
03/04/2018	46,013 Cmcare	\$0.24
03/04/2018	46,013 Cmcare	\$6.57
03/05/2018	46,016 Cmcare	\$0.29
03/05/2018	46,016 Cmcare	\$5.54
03/05/2018	46,018 Cmcare	\$0.17
03/05/2018	46,018 Cmcare	\$5.54
03/05/2018	46,020 Cmcare	\$1.44
03/05/2018	46,020 Cmcare	\$6.57
03/05/2018	46,021 W/O Above Caid Co Pay	\$265.00
03/06/2018	47,762 Cmcare	\$0.20
03/06/2018	47,762 Cmcare	\$5.54
03/06/2018	47,769 Cmcare	\$0.24
03/06/2018	47,769 Cmcare	\$5.54
03/06/2018	47,769 W/O Above Caid Co Pay	\$72.15
03/06/2018	47,774 Cmcare	\$0.22
03/06/2018	47,774 Cmcare	\$5.54
03/07/2018	47,763 Cmcare	\$0.17
03/07/2018	47,763 Cmcare	\$5.54
03/07/2018	47,770 Cmcare	\$0.14
03/07/2018	47,770 Cmcare	\$6.57
03/07/2018	47,772 Cmcare	\$0.29
03/07/2018	47,772 Cmcare	\$5.54

03/08/2018	47,771 Cmcare	\$1.53
03/08/2018	47,771 Cmcare	\$6.57
03/08/2018	50,076 Cmcare	\$5.54
03/08/2018	50,076 W/O Above Caid Co Pay	\$69.20
03/08/2018	50,082 Cmcare	\$0.19
03/08/2018	50,082 Cmcare	\$6.57
03/08/2018	50,084 Cmcare	\$0.18
03/08/2018	50,084 Cmcare	\$5.54
03/09/2018	50,086 Cmcare	\$0.24
03/09/2018	50,086 Cmcare	\$6.57
03/09/2018	50,086 W/O Above Caid Co Pay	\$85.12
03/09/2018	50,088 Write off City Agcy collection	\$687.00
03/09/2018	50,092 Cmcare	\$0.31
03/09/2018	50,092 Cmcare	\$6.57
03/10/2018	50,094 Write off City Agcy collection	\$835.00
03/10/2018	50,095 Cmcare	\$0.24
03/10/2018	50,095 Cmcare	\$5.54
03/10/2018	50,097 Write off City Agcy collection	\$835.00
03/11/2018	50,098 Cmcare	\$0.58
03/11/2018	50,098 Cmcare	\$9.51
03/11/2018	50,098 W/O Above Caid Co Pay	\$126.15
03/11/2018	50,099 Cmcare	\$0.18
03/11/2018	50,099 Cmcare	\$2.44
03/12/2018	50,101 Cmcare	\$0.46
03/12/2018	50,101 Cmcare	\$6.57
03/12/2018	50,103 Cmcare	\$0.53
03/12/2018	50,103 Cmcare	\$6.57
03/12/2018	50,103 W/O Above Caid Co Pay	\$88.80
03/12/2018	51,423 Cmcare	\$0.28
03/12/2018	51,423 Cmcare	\$7.73
03/12/2018	51,425 Cmcare	\$0.14
03/12/2018	51,425 Cmcare	\$5.54
03/12/2018	51,427 Cmcare	\$0.35
03/12/2018	51,427 Cmcare	\$6.57
03/12/2018	51,428 Cmcare	\$0.27
03/12/2018	51,428 Cmcare	\$6.57
03/12/2018	51,428 W/O Above Caid Co Pay	\$85.56
03/13/2018	51,432 Write off City Agcy collection	\$665.00
03/13/2018	52,746 Write off Workers Comp	\$1.09
03/14/2018	53,667 Write off City Agcy collection	\$718.00
03/14/2018	53,668 Cmcare	\$0.65
03/14/2018	53,668 Cmcare	\$2.10
03/14/2018	53,670 Cmcare	\$0.38
03/14/2018	53,670 Cmcare	\$5.54

03/14/2018	53,670 W/O Above Caid Co Pay	\$73.92
03/14/2018	53,671 Cmcare	\$0.32
03/14/2018	53,671 Cmcare	\$6.57
03/14/2018	53,673 Cmcare	\$0.24
03/14/2018	53,673 Cmcare	\$5.54
03/14/2018	53,673 W/O Above Caid Co Pay	\$72.15
03/14/2018	53,674 Cmcare	\$0.58
03/14/2018	53,674 Cmcare	\$6.57
03/14/2018	54,554 Cmcare	\$0.59
03/14/2018	54,554 Cmcare	\$5.54
03/15/2018	53,678 Cmcare	\$0.42
03/15/2018	53,678 Cmcare	\$5.54
03/15/2018	53,678 W/O Above Caid Co Pay	\$74.51
03/15/2018	54,556 Write off City Agcy collection	\$632.00
03/16/2018	56,394 Cmcare	\$0.19
03/16/2018	56,394 Cmcare	\$6.57
03/16/2018	56,405 W/O Above Caid Co Pay	-\$250.00
03/16/2018	56,405 W/O Above Caid Co Pay	\$250.00
03/16/2018	56,408 Cmcare	\$0.45
03/16/2018	56,408 Cmcare	\$6.57
03/16/2018	56,408 W/O Above Caid Co Pay	\$87.77
03/17/2018	56,401 Cmcare	\$0.63
03/17/2018	56,401 Cmcare	\$5.54
03/17/2018	56,401 W/O Above Caid Co Pay	\$77.01
03/17/2018	56,404 Write off City Agcy collection	\$729.00
03/17/2018	57,401 Cmcare	\$5.54
03/17/2018	57,401 W/O Above Caid Co Pay	\$69.20
03/18/2018	56,393 Cmcare	\$0.94
03/18/2018	56,393 Cmcare	\$6.57
03/18/2018	56,399 Cmcare	\$0.35
03/18/2018	56,399 Cmcare	\$6.57
03/18/2018	56,400 Cmcare	\$0.38
03/18/2018	56,400 Cmcare	\$5.54
03/18/2018	56,409 Write off Monetary limit	\$10.00
03/19/2018	57,403 Write off City Agcy collection	\$707.00
03/19/2018	57,405 Cmcare	\$0.29
03/19/2018	57,405 Cmcare	\$6.57
03/19/2018	57,408 Cmcare	\$0.27
03/19/2018	57,408 Cmcare	\$6.57
03/20/2018	59,672 Cmcare	\$0.99
03/20/2018	59,672 Cmcare	\$6.57
03/20/2018	59,673 Cmcare	\$0.18
03/20/2018	59,673 Cmcare	\$6.57
03/21/2018	59,674 Cmcare	\$0.41

03/21/2018	59,674 Cmcare	\$6.57
03/21/2018	59,674 W/O Above Caid Co Pay	\$87.33
03/21/2018	59,675 Cmcare	\$0.58
03/21/2018	59,675 Cmcare	\$6.57
03/23/2018	64,290 Cmcare	\$0.18
03/23/2018	64,290 Cmcare	\$6.57
03/23/2018	64,291 Cmcare	\$4.23
03/23/2018	64,297 Write off Bankruptcy	\$643.00
03/24/2018	64,292 Cmcare	\$0.22
03/24/2018	64,292 Cmcare	\$6.57
03/24/2018	64,305 Cmcare	\$0.47
03/24/2018	64,305 Cmcare	\$5.54
03/25/2018	64,299 Cmcare	\$0.53
03/25/2018	64,299 Cmcare	\$6.57
03/25/2018	64,306 Cmcare	\$0.18
03/25/2018	64,306 Cmcare	\$5.54
03/26/2018	64,886 Cmcare	\$1.10
03/26/2018	64,886 Cmcare	\$6.57
03/27/2018	64,285 Cmcare	\$0.21
03/27/2018	64,285 Cmcare	\$6.57
03/27/2018	64,294 Cmcare	\$0.14
03/27/2018	64,294 Cmcare	\$6.57
03/27/2018	64,295 Cmcare	\$0.18
03/27/2018	64,295 Cmcare	\$5.54
03/27/2018	64,302 Write off City Agcy collection	\$718.00
03/27/2018	64,310 Cmcare	\$0.83
03/27/2018	64,310 Cmcare	\$9.51
03/27/2018	64,310 W/O Above Caid Co Pay	\$129.25
03/27/2018	64,311 Cmcare	\$0.44
03/27/2018	64,311 Cmcare	\$6.57
03/27/2018	64,316 Cmcare	\$0.22
03/27/2018	64,316 Cmcare	\$2.10
03/29/2018	64,288 Write off Per Provider	-\$446.00
03/29/2018	64,288 Write off Per Provider	\$400.00
03/29/2018	64,288 Write off Per Provider	\$446.00
03/29/2018	64,884 Write off Small Balance	\$1.09
03/29/2018	64,887 Cmcare	\$0.26
03/29/2018	64,887 Cmcare	\$6.57
03/29/2018	64,888 Cmcare	\$0.26
03/29/2018	64,888 Cmcare	\$5.54
03/29/2018	64,889 Cmcare	\$0.17
03/29/2018	64,889 Cmcare	\$5.54
03/30/2018	68,766 Cmcare	\$0.20
03/30/2018	68,766 Cmcare	\$6.57

03/30/2018	68,778 Cmcare	\$0.20
03/30/2018	68,778 Cmcare	\$6.57
03/30/2018	68,786 Cmcare	\$0.20
03/30/2018	68,786 Cmcare	\$6.57
03/30/2018	68,786 W/O Above Caid Co Pay	\$84.68
03/31/2018	68,767 Cmcare	\$0.92
03/31/2018	68,767 Cmcare	\$6.57
03/31/2018	68,767 Write off City Agcy collection	\$93.67
03/31/2018	68,768 Cmcare	\$0.42
03/31/2018	68,768 Cmcare	\$6.57
03/31/2018	68,768 W/O Above Caid Co Pay	\$87.48
03/31/2018	68,774 Cmcare	\$0.24
03/31/2018	68,774 Cmcare	\$6.57
03/31/2018	68,776 Cmcare	\$0.19
03/31/2018	68,776 Cmcare	\$5.54
03/31/2018	68,776 W/O Above Caid Co Pay	\$71.56
03/31/2018	68,789 Cmcare	\$0.71
03/31/2018	68,789 Cmcare	\$6.57
03/31/2018	68,794 Cmcare	\$0.66
03/31/2018	68,794 Cmcare	\$6.57
03/31/2018	68,795 Write off City Agcy collection	\$591.00
04/01/2018	68,772 Cmcare	\$0.15
04/01/2018	68,772 Cmcare	\$5.54
04/01/2018	68,781 Cmcare	\$0.40
04/01/2018	68,781 Cmcare	\$5.54
04/01/2018	68,790 Cmcare	\$0.38
04/01/2018	68,790 Cmcare	\$6.57
04/03/2018	68,785 Cmcare	\$0.27
04/03/2018	68,785 Cmcare	\$5.54
04/03/2018	68,793 Cmcare	\$0.15
04/03/2018	68,793 Cmcare	\$6.57
04/03/2018	68,793 W/O Above Caid Co Pay	\$84.09
04/03/2018	70,834 Cmcare	\$0.42
04/03/2018	70,834 Cmcare	\$6.57
04/03/2018	70,834 W/O Above Caid Co Pay	\$87.48
04/04/2018	68,770 Cmcare	\$0.17
04/04/2018	68,770 Cmcare	\$6.57
04/04/2018	69,838 Cmcare	\$0.35
04/04/2018	69,838 Cmcare	\$6.57
04/04/2018	69,840 Cmcare	\$0.14
04/04/2018	69,840 Cmcare	\$5.54
04/04/2018	69,844 Cmcare	\$0.58
04/04/2018	69,844 Cmcare	\$6.57
04/05/2018	70,835 Cmcare	\$0.42

04/05/2018	70,835 Cmcare	\$5.54
04/05/2018	70,835 W/O Above Caid Co Pay	\$74.51
04/05/2018	70,836 Cmcare	\$6.14
04/05/2018	70,843 Cmcare	\$0.43
04/05/2018	70,843 Cmcare	\$2.10
04/06/2018	72,593 Cmcare	\$0.39
04/06/2018	72,593 Cmcare	\$6.57
04/06/2018	72,593 W/O Above Caid Co Pay	\$87.03
04/06/2018	72,594 Cmcare	\$0.43
04/06/2018	72,594 Cmcare	\$2.10
04/06/2018	72,598 Cmcare	\$1.24
04/06/2018	72,598 Cmcare	\$6.57
04/06/2018	72,598 W/O Above Caid Co Pay	\$97.65
04/06/2018	72,603 Cmcare	\$0.61
04/06/2018	72,603 Cmcare	\$6.57
04/06/2018	72,604 Cmcare	\$0.24
04/06/2018	72,604 Cmcare	\$6.57
04/06/2018	72,604 W/O Above Caid Co Pay	\$85.12
04/07/2018	72,595 Cmcare	\$0.24
04/07/2018	72,595 Cmcare	\$5.54
04/07/2018	72,596 Cmcare	\$0.60
04/07/2018	72,596 Cmcare	\$6.57
04/07/2018	72,596 W/O Above Caid Co Pay	\$89.69
04/07/2018	72,599 Cmcare	\$0.42
04/07/2018	72,599 Cmcare	\$6.57
04/07/2018	72,599 W/O Above Caid Co Pay	\$87.48
04/07/2018	72,601 Cmcare	\$0.64
04/07/2018	72,601 Cmcare	\$6.57
04/09/2018	73,710 Cmcare	\$0.63
04/09/2018	73,710 Cmcare	\$6.57
04/09/2018	73,710 W/O Above Caid Co Pay	\$89.98
04/09/2018	73,711 Cmcare	\$0.65
04/09/2018	73,711 Cmcare	\$0.84
04/09/2018	73,715 Cmcare	\$0.22
04/09/2018	73,715 Cmcare	\$6.57
04/09/2018	73,719 W/O Above Caid Co Pay	\$265.00
04/10/2018	73,714 Cmcare	\$0.38
04/10/2018	73,714 Cmcare	\$5.54
04/10/2018	74,953 Cmcare	\$0.27
04/10/2018	74,953 Cmcare	\$6.57
04/10/2018	74,957 W/O Above Caid Co Pay	\$265.00
04/11/2018	76,051 Cmcare	\$0.22
04/11/2018	76,051 Cmcare	\$2.46
04/11/2018	76,052 Cmcare	\$0.15

04/11/2018	76,052 Cmcare	\$5.54
04/11/2018	76,054 Cmcare	\$0.24
04/11/2018	76,054 Cmcare	\$6.57
04/11/2018	76,058 Cmcare	\$0.41
04/11/2018	76,058 Cmcare	\$5.54
04/12/2018	76,846 Cmcare	\$0.41
04/12/2018	76,846 Cmcare	\$6.57
04/12/2018	76,846 W/O Above Caid Co Pay	\$87.33
04/12/2018	76,847 Cmcare	\$0.28
04/12/2018	76,847 Cmcare	\$5.54
04/12/2018	76,848 Cmcare	\$0.77
04/12/2018	76,848 Cmcare	\$6.57
04/12/2018	76,852 Cmcare	\$0.65
04/12/2018	76,852 Cmcare	\$2.10
04/13/2018	82,921 Cmcare	\$0.15
04/13/2018	82,921 Cmcare	\$6.57
04/13/2018	82,921 W/O Above Caid Co Pay	\$84.09
04/13/2018	82,930 Cmcare	\$2.08
04/14/2018	82,904 Cmcare	\$0.29
04/14/2018	82,904 Cmcare	\$6.57
04/15/2018	82,891 Cmcare	\$0.15
04/15/2018	82,891 Cmcare	\$5.54
04/15/2018	82,892 Cmcare	\$0.14
04/15/2018	82,892 Cmcare	\$6.57
04/15/2018	82,892 W/O Above Caid Co Pay	\$83.94
04/15/2018	82,924 Cmcare	\$0.17
04/15/2018	82,924 Cmcare	\$6.57
04/15/2018	82,931 Cmcare	\$0.43
04/15/2018	82,931 Cmcare	\$2.10
04/16/2018	82,894 Cmcare	\$0.77
04/16/2018	82,894 Cmcare	\$6.57
04/16/2018	82,907 Cmcare	\$0.28
04/16/2018	82,907 Cmcare	\$5.54
04/17/2018	82,898 Cmcare	\$0.65
04/17/2018	82,898 Cmcare	\$2.10
04/17/2018	82,908 Cmcare	\$0.24
04/17/2018	82,908 Cmcare	\$6.57
04/17/2018	82,918 Cmcare	\$0.57
04/17/2018	82,918 Cmcare	\$6.57
04/17/2018	82,932 Cmcare	\$0.04
04/17/2018	82,932 Cmcare	\$3.46
04/18/2018	82,883 Cmcare	\$0.14
04/18/2018	82,883 Cmcare	\$5.54
04/18/2018	82,900 Cmcare	\$0.25

04/18/2018	82,900 Cmcare	\$6.57
04/18/2018	82,919 Cmcare	\$0.19
04/18/2018	82,919 Cmcare	\$5.54
04/18/2018	82,935 Cmcare	\$0.18
04/18/2018	82,935 Cmcare	\$6.57
04/18/2018	82,935 W/O Above Caid Co Pay	\$84.38
04/19/2018	82,885 Cmcare	\$0.39
04/19/2018	82,885 Cmcare	\$6.57
04/19/2018	82,902 Cmcare	\$0.15
04/19/2018	82,902 Cmcare	\$4.56
04/19/2018	82,936 Cmcare	\$0.54
04/19/2018	82,936 Cmcare	\$5.54
04/19/2018	82,937 Cmcare	\$0.59
04/19/2018	82,937 Cmcare	\$6.57
04/19/2018	82,937 W/O Above Caid Co Pay	\$89.54
04/20/2018	84,510 Cmcare	\$0.19
04/20/2018	84,510 Cmcare	\$6.57
04/20/2018	84,525 Cmcare	\$5.54
04/21/2018	84,505 Cmcare	\$0.77
04/21/2018	84,505 Cmcare	\$5.54
04/21/2018	84,506 Cmcare	\$0.37
04/21/2018	84,506 Cmcare	\$5.54
04/21/2018	84,511 Cmcare	\$0.39
04/21/2018	84,511 Cmcare	\$6.57
04/21/2018	84,511 W/O Above Caid Co Pay	\$87.03
04/21/2018	84,512 Cmcare	\$0.12
04/21/2018	84,512 Cmcare	\$5.54
04/21/2018	84,515 Cmcare	\$0.37
04/21/2018	84,515 Cmcare	\$5.54
04/21/2018	84,515 W/O Above Caid Co Pay	\$73.77
04/21/2018	84,520 Cmcare	\$0.30
04/21/2018	84,520 Cmcare	\$1.91
04/21/2018	84,522 Cmcare	\$0.14
04/21/2018	84,522 Cmcare	\$6.57
04/21/2018	84,526 Cmcare	\$0.28
04/21/2018	84,526 Cmcare	\$6.57
04/22/2018	84,507 Cmcare	\$0.20
04/22/2018	84,507 Cmcare	\$6.57
04/23/2018	85,375 Cmcare	\$0.02
04/23/2018	85,375 Cmcare	\$6.57
04/23/2018	85,376 Cmcare	\$0.83
04/23/2018	85,376 Cmcare	\$5.54
04/23/2018	85,376 W/O Above Caid Co Pay	\$79.52
04/23/2018	85,377 Write off Small Balance	\$0.06

04/24/2018	86,422 Cmcare	\$5.54
04/24/2018	86,423 Cmcare	\$1.04
04/24/2018	86,423 Cmcare	\$6.40
04/24/2018	86,424 Cmcare	\$0.24
04/24/2018	86,424 Cmcare	\$6.57
04/24/2018	86,424 W/O Above Caidd Co Pay	\$85.12
04/25/2018	86,425 Cmcare	\$0.21
04/25/2018	86,425 Cmcare	\$6.57
04/25/2018	86,425 W/O Above Caidd Co Pay	\$84.82
04/25/2018	87,347 Cmcare	\$0.28
04/25/2018	87,347 Cmcare	\$6.57
04/25/2018	87,347 W/O Above Caidd Co Pay	\$85.71
04/25/2018	87,348 Cmcare	\$0.20
04/25/2018	87,348 Cmcare	\$5.54
04/26/2018	93,668 Cmcare	\$0.19
04/26/2018	93,668 Cmcare	\$5.54
04/26/2018	93,672 Cmcare	\$0.25
04/26/2018	93,672 Cmcare	\$6.57
04/27/2018	93,663 Cmcare	\$0.71
04/27/2018	93,663 Cmcare	\$6.57
04/27/2018	93,673 Cmcare	\$0.38
04/27/2018	93,673 Cmcare	\$2.61
04/27/2018	93,673 W/O Above Caidd Co Pay	\$220.32
04/27/2018	93,676 Cmcare	\$0.19
04/27/2018	93,676 Cmcare	\$6.57
04/27/2018	93,678 Cmcare	\$0.18
04/27/2018	93,678 Cmcare	\$6.57
04/28/2018	93,669 Write off City Agcyy collection	\$855.18
04/28/2018	93,675 Cmcare	\$0.15
04/28/2018	93,675 Cmcare	\$6.57
04/28/2018	93,675 W/O Above Caidd Co Pay	\$84.09
04/28/2018	94,415 Cmcare	\$0.24
04/28/2018	94,415 Cmcare	\$6.57
04/29/2018	94,402 Cmcare	\$1.30
04/29/2018	94,402 Cmcare	\$2.10
04/29/2018	94,407 Cmcare	\$0.41
04/29/2018	94,407 Cmcare	\$6.57
04/29/2018	94,410 W/O Above Caidd Co Pay	\$265.00
04/30/2018	94,409 Cmcare	\$0.27
04/30/2018	94,409 Cmcare	\$6.57
04/30/2018	94,413 Cmcare	\$0.31
04/30/2018	94,413 Cmcare	\$6.57
04/30/2018	94,414 Cmcare	\$0.24
04/30/2018	94,414 Cmcare	\$6.57

05/01/2018	97,473 W/O Above Caid Co Pay	\$89.54
05/02/2018	97,452 Cmcare	\$0.38
05/02/2018	97,452 Cmcare	\$9.51
05/02/2018	97,462 Cmcare	-\$5.54
05/02/2018	97,462 Cmcare	-\$0.21
05/02/2018	97,462 Cmcare	\$0.21
05/02/2018	97,462 Cmcare	\$5.54
05/02/2018	97,466 Cmcare	\$0.22
05/02/2018	97,466 Cmcare	\$3.21
05/02/2018	97,492 W/O Above Caid Co Pay	\$88.51
05/04/2018	97,502 W/O Above Caid Co Pay	\$99.04
05/06/2018	97,454 Cmcare	\$0.28
05/06/2018	97,454 Cmcare	\$5.54
05/06/2018	97,456 Cmcare	\$2.41
05/07/2018	97,489 Cmcare	\$4.27
05/08/2018	98,435 Cmcare	\$0.29
05/08/2018	98,435 Cmcare	\$1.02
05/08/2018	98,437 W/O Above Caid Co Pay	\$71.56
05/08/2018	98,439 Cmcare	\$1.04
05/08/2018	98,439 Cmcare	\$6.40
05/08/2018	98,439 W/O Above Caid Co Pay	\$93.03
05/08/2018	99,770 Cmcare	\$0.61
05/08/2018	99,770 Cmcare	\$6.44
05/09/2018	99,777 Cmcare	\$0.09
05/09/2018	99,777 Cmcare	\$6.57
05/11/2018	100,601 Cmcare	\$0.24
05/11/2018	100,601 Cmcare	\$5.54
05/11/2018	104,035 Cmcare	\$0.34
05/11/2018	104,035 Cmcare	\$6.57
05/11/2018	104,044 Cmcare	\$0.41
05/11/2018	104,044 Cmcare	\$5.54
05/12/2018	104,037 Cmcare	\$0.34
05/12/2018	104,037 Cmcare	\$9.51
05/12/2018	104,040 Cmcare	\$3.69
05/12/2018	104,045 Cmcare	\$0.31
05/12/2018	104,045 Cmcare	\$6.57
05/13/2018	104,041 Cmcare	\$0.77
05/13/2018	104,041 Cmcare	\$5.54
05/13/2018	104,041 W/O Above Caid Co Pay	\$78.78
05/14/2018	104,029 Cmcare	\$0.33
05/14/2018	104,029 Cmcare	\$6.57
05/14/2018	104,038 Cmcare	\$0.52
05/14/2018	104,038 Cmcare	\$2.92
05/14/2018	104,039 Cmcare	\$0.33

05/14/2018	104,039 Cmcare	\$6.57
05/15/2018	104,034 Cmcare	\$0.24
05/15/2018	104,034 Cmcare	\$6.57
05/15/2018	104,034 W/O Above Caid Co Pay	\$85.12
05/15/2018	107,087 Cmcare	\$0.48
05/15/2018	107,087 Cmcare	\$6.57
05/15/2018	107,088 Cmcare	\$0.39
05/15/2018	107,088 Cmcare	\$9.51
05/15/2018	107,097 Cmcare	\$0.28
05/15/2018	107,097 Cmcare	\$5.54
05/16/2018	107,090 Cmcare	\$1.30
05/16/2018	107,090 Cmcare	\$6.57
05/16/2018	107,093 Cmcare	\$0.45
05/16/2018	107,093 Cmcare	\$6.57
05/16/2018	107,093 W/O Above Caid Co Pay	\$87.77
05/17/2018	107,094 Cmcare	\$0.54
05/17/2018	107,094 Cmcare	\$5.54
05/18/2018	107,101 Cmcare	\$0.24
05/18/2018	107,101 Cmcare	\$6.57
05/18/2018	107,101 W/O Above Caid Co Pay	\$85.12
05/18/2018	109,604 Cmcare	\$0.42
05/18/2018	109,604 Cmcare	\$5.54
05/18/2018	109,610 Cmcare	\$0.32
05/18/2018	109,610 Cmcare	\$6.57
05/20/2018	109,605 Cmcare	\$1.20
05/20/2018	109,605 Cmcare	\$6.57
05/21/2018	109,600 Cmcare	\$0.17
05/21/2018	109,600 Cmcare	\$6.57
05/21/2018	109,607 Cmcare	\$0.51
05/21/2018	109,607 Cmcare	\$6.57
05/21/2018	110,569 Cmcare	\$0.32
05/21/2018	110,569 Cmcare	\$6.57
05/21/2018	110,570 Cmcare	\$1.11
05/21/2018	110,570 Cmcare	\$6.57
05/21/2018	110,570 W/O Above Caid Co Pay	\$96.03
05/22/2018	110,573 Cmcare	\$6.77
05/22/2018	110,577 Cmcare	\$0.14
05/22/2018	110,577 Cmcare	\$5.54
05/23/2018	110,578 Cmcare	\$0.14
05/23/2018	110,578 Cmcare	\$5.54
05/23/2018	111,723 Cmcare	\$0.55
05/23/2018	111,723 Cmcare	\$6.57
05/23/2018	111,723 W/O Above Caid Co Pay	\$89.10
05/23/2018	111,724 Cmcare	\$0.74

05/23/2018	111,724 Cmcare	\$6.57
05/23/2018	111,724 W/O Above Caid Co Pay	\$91.46
05/23/2018	111,725 Cmcare	\$0.32
05/23/2018	111,725 Cmcare	\$6.57
05/23/2018	111,725 W/O Above Caid Co Pay	\$86.15
05/23/2018	111,726 Cmcare	\$0.57
05/23/2018	111,726 Cmcare	\$6.57
05/24/2018	111,727 W/O Above Caid Co Pay	\$250.00
05/24/2018	114,020 Cmcare	\$0.28
05/24/2018	114,020 Cmcare	\$5.54
05/24/2018	114,020 W/O Above Caid Co Pay	\$72.74
05/25/2018	114,023 W/O Above Caid Co Pay	\$71.41
05/25/2018	114,024 Cmcare	\$0.17
05/25/2018	114,024 Cmcare	\$6.57
05/25/2018	114,025 Cmcare	\$0.27
05/25/2018	114,025 Cmcare	\$6.57
05/25/2018	114,027 Cmcare	\$0.43
05/25/2018	114,027 Cmcare	\$0.84
05/25/2018	114,028 Cmcare	\$1.03
05/25/2018	114,028 Cmcare	\$6.57
05/26/2018	114,030 Cmcare	\$0.47
05/26/2018	114,030 Cmcare	\$6.57
05/26/2018	114,032 Cmcare	\$0.75
05/26/2018	114,032 Cmcare	\$6.57
05/26/2018	114,032 W/O Above Caid Co Pay	\$91.60
05/26/2018	114,033 Cmcare	\$0.26
05/26/2018	114,033 Cmcare	\$6.57
05/26/2018	114,035 Cmcare	\$0.18
05/26/2018	114,035 Cmcare	\$6.57
05/26/2018	114,036 Cmcare	\$0.44
05/26/2018	114,036 Cmcare	\$5.54
05/26/2018	114,039 Cmcare	\$0.13
05/26/2018	114,039 Cmcare	\$5.54
05/26/2018	114,040 W/O Above Caid Co Pay	-\$250.00
05/26/2018	114,040 W/O Above Caid Co Pay	\$250.00
05/27/2018	114,042 Cmcare	\$0.18
05/27/2018	114,042 Cmcare	\$6.57
05/27/2018	114,043 Cmcare	\$0.24
05/27/2018	114,043 Cmcare	\$5.54
05/28/2018	114,048 Cmcare	\$0.40
05/28/2018	114,048 Cmcare	\$5.54
05/28/2018	114,048 W/O Above Caid Co Pay	\$74.21
05/28/2018	114,049 Cmcare	\$2.10
05/28/2018	114,049 Cmcare	\$2.17

05/28/2018	114,052 Cmcare	\$0.26
05/28/2018	114,052 Cmcare	\$6.57
05/28/2018	114,052 W/O Above Caid Co Pay	\$85.41
05/28/2018	114,053 Cmcare	\$0.14
05/28/2018	114,053 Cmcare	\$6.57
05/29/2018	115,564 Cmcare	\$0.45
05/29/2018	115,564 Cmcare	\$6.57
05/29/2018	115,571 Cmcare	\$0.25
05/29/2018	115,571 Cmcare	\$6.57
05/29/2018	115,573 Cmcare	\$0.34
05/29/2018	115,573 Cmcare	\$6.57
05/29/2018	115,573 W/O Above Caid Co Pay	\$86.44
05/29/2018	115,574 Cmcare	\$7.20
05/30/2018	115,567 Cmcare	\$0.90
05/30/2018	115,567 Cmcare	\$5.54
05/30/2018	117,404 Cmcare	\$0.28
05/30/2018	117,404 Cmcare	\$6.57
05/30/2018	117,412 W/O Above Caid Co Pay	\$84.68
05/30/2018	117,420 Cmcare	\$0.17
05/30/2018	117,420 Cmcare	\$5.54
05/30/2018	117,424 Cmcare	\$0.15
05/30/2018	117,424 Cmcare	\$5.54
05/31/2018	117,414 Cmcare	\$0.43
05/31/2018	117,414 Cmcare	\$0.84
06/01/2018	119,093 Cmcare	\$0.28
06/01/2018	119,093 Cmcare	\$6.57
06/02/2018	119,083 Cmcare	\$4.41
06/02/2018	119,095 Cmcare	\$3.55
06/02/2018	119,098 Cmcare	\$1.15
06/02/2018	119,098 Cmcare	\$2.91
06/02/2018	119,100 Cmcare	\$0.25
06/02/2018	119,100 Cmcare	\$5.54
06/03/2018	119,087 Cmcare	\$0.37
06/03/2018	119,087 Cmcare	\$5.54
06/03/2018	119,090 Cmcare	\$0.24
06/03/2018	119,090 Cmcare	\$6.57
06/03/2018	119,090 W/O Above Caid Co Pay	\$85.12
06/03/2018	119,091 Cmcare	\$0.59
06/03/2018	119,091 Cmcare	\$6.57
06/03/2018	119,096 Cmcare	\$2.08
06/03/2018	119,101 Cmcare	\$0.45
06/03/2018	119,101 Cmcare	\$5.54
06/03/2018	119,105 Cmcare	\$0.41
06/03/2018	119,105 Cmcare	\$6.57

06/03/2018	120,269 Cmcare	\$0.20
06/03/2018	120,269 Cmcare	\$6.57
06/04/2018	119,104 Cmcare	\$0.33
06/04/2018	119,104 Cmcare	\$6.57
06/04/2018	120,266 Cmcare	\$0.19
06/04/2018	120,266 Cmcare	\$9.51
06/04/2018	120,266 W/O Above Caid Co Pay	\$121.29
06/04/2018	120,271 Cmcare	\$0.01
06/04/2018	120,271 Cmcare	\$6.57
06/04/2018	120,272 W/O Above Caid Co Pay	-\$250.00
06/04/2018	120,272 W/O Above Caid Co Pay	\$250.00
06/06/2018	122,268 Cmcare	\$0.19
06/06/2018	122,268 Cmcare	\$5.54
06/06/2018	122,268 W/O Above Caid Co Pay	\$71.56
06/06/2018	122,270 Cmcare	\$0.43
06/06/2018	122,270 Cmcare	\$0.84
06/06/2018	122,272 Cmcare	\$0.23
06/06/2018	122,272 Cmcare	\$3.21
06/07/2018	124,748 Cmcare	\$0.02
06/07/2018	124,748 Cmcare	\$5.54
06/07/2018	125,860 Cmcare	\$0.17
06/07/2018	125,860 Cmcare	\$6.57
06/07/2018	125,860 W/O Above Caid Co Pay	\$84.23
06/07/2018	125,873 Cmcare	\$0.27
06/07/2018	125,873 Cmcare	\$5.54
06/08/2018	125,871 Cmcare	\$0.26
06/08/2018	125,871 Cmcare	\$5.54
06/09/2018	125,854 Cmcare	\$1.99
06/09/2018	125,854 Cmcare	\$5.54
06/09/2018	125,855 Cmcare	\$0.38
06/09/2018	125,855 Cmcare	\$6.57
06/09/2018	125,856 Cmcare	\$0.74
06/09/2018	125,856 Cmcare	\$6.57
06/09/2018	125,856 W/O Above Caid Co Pay	\$91.46
06/09/2018	125,863 Cmcare	\$0.15
06/09/2018	125,863 Cmcare	\$5.54
06/09/2018	125,866 Cmcare	\$0.64
06/09/2018	125,866 Cmcare	\$6.57
06/09/2018	125,878 Write off Small Balance	\$1.67
06/11/2018	125,857 Cmcare	\$1.00
06/11/2018	125,857 Cmcare	\$6.57
06/11/2018	125,858 Cmcare	\$0.38
06/11/2018	125,858 Cmcare	\$6.57
06/12/2018	126,840 Cmcare	\$0.37

06/12/2018	126,840 Cmcare	\$5.54
06/13/2018	126,845 Write off Monetary limit	\$10.00
06/13/2018	130,895 Cmcare	\$0.68
06/13/2018	130,895 Cmcare	\$6.57
06/14/2018	130,882 Cmcare	\$2.20
06/14/2018	130,890 Cmcare	\$0.24
06/14/2018	130,890 Cmcare	\$6.57
06/14/2018	133,224 Cmcare	\$0.17
06/14/2018	133,224 Cmcare	\$5.54
06/14/2018	133,246 Cmcare	\$0.32
06/14/2018	133,246 Cmcare	\$6.57
06/14/2018	133,246 W/O Above Caid Co Pay	\$86.15
06/14/2018	133,247 Cmcare	\$3.51
06/15/2018	130,863 Cmcare	\$0.21
06/15/2018	130,863 Cmcare	\$6.57
06/15/2018	130,872 Cmcare	\$0.20
06/15/2018	130,872 Cmcare	\$6.57
06/15/2018	130,872 W/O Above Caid Co Pay	\$84.68
06/15/2018	130,883 Cmcare	\$0.35
06/15/2018	130,883 Cmcare	\$3.21
06/15/2018	130,891 Cmcare	\$0.18
06/15/2018	130,891 Cmcare	\$6.57
06/15/2018	130,892 Cmcare	\$0.18
06/15/2018	130,892 Cmcare	\$5.54
06/16/2018	130,869 Cmcare	\$0.13
06/16/2018	130,869 Cmcare	\$6.57
06/16/2018	130,873 Cmcare	\$1.21
06/16/2018	130,873 Cmcare	\$6.57
06/16/2018	130,873 W/O Above Caid Co Pay	\$97.35
06/16/2018	130,877 Cmcare	\$0.27
06/16/2018	130,877 Cmcare	\$5.54
06/16/2018	130,878 Cmcare	\$0.20
06/16/2018	130,878 Cmcare	\$6.57
06/16/2018	130,886 Cmcare	\$0.25
06/16/2018	130,886 Cmcare	\$6.57
06/16/2018	130,886 W/O Above Caid Co Pay	\$85.27
06/16/2018	130,887 Cmcare	\$0.37
06/16/2018	130,887 Cmcare	\$6.57
06/17/2018	130,864 Cmcare	\$0.42
06/17/2018	130,864 Cmcare	\$6.57
06/17/2018	130,894 Cmcare	\$0.33
06/17/2018	130,894 Cmcare	\$6.57
06/18/2018	133,228 Write off Bankruptcy	\$660.24
06/18/2018	133,230 Cmcare	\$3.92

06/18/2018	133,242 Cmcare	\$0.26
06/18/2018	133,242 Cmcare	\$6.57
06/18/2018	133,243 Cmcare	\$0.40
06/18/2018	133,243 Cmcare	\$6.57
06/18/2018	133,243 W/O Above Caid Co Pay	\$87.18
06/18/2018	133,244 Cmcare	\$0.18
06/18/2018	133,244 Cmcare	\$6.57
06/19/2018	133,234 Cmcare	\$0.18
06/19/2018	133,234 Cmcare	\$5.54
06/19/2018	133,245 Cmcare	\$0.21
06/19/2018	133,245 Cmcare	\$6.57
06/20/2018	135,524 Cmcare	\$0.13
06/20/2018	135,524 Cmcare	\$6.57
06/20/2018	135,524 W/O Above Caid Co Pay	\$83.79
06/20/2018	135,525 Cmcare	\$0.27
06/20/2018	135,525 Cmcare	\$6.57
06/20/2018	135,525 W/O Above Caid Co Pay	\$85.56
06/20/2018	135,526 Cmcare	\$0.14
06/20/2018	135,526 Cmcare	\$6.57
06/20/2018	135,535 Cmcare	\$0.17
06/20/2018	135,535 Cmcare	\$6.57
06/20/2018	135,542 Cmcare	\$0.38
06/20/2018	135,542 Cmcare	\$6.57
06/21/2018	135,527 Cmcare	\$0.25
06/21/2018	135,527 Cmcare	\$6.57
06/21/2018	135,529 Cmcare	\$0.32
06/21/2018	135,529 Cmcare	\$6.57
06/21/2018	135,539 Cmcare	\$3.10
06/21/2018	135,540 Cmcare	\$0.43
06/21/2018	135,540 Cmcare	\$2.10
06/21/2018	135,543 Cmcare	\$0.67
06/21/2018	135,543 Cmcare	\$6.57
06/23/2018	137,633 Cmcare	\$0.88
06/23/2018	137,633 Cmcare	\$6.57
06/24/2018	137,641 Cmcare	\$3.23
06/25/2018	138,888 Cmcare	\$0.43
06/25/2018	138,888 Cmcare	\$0.84
06/25/2018	138,889 Cmcare	\$0.24
06/25/2018	138,889 Cmcare	\$5.54
06/26/2018	140,486 Cmcare	\$0.43
06/26/2018	140,486 Cmcare	\$2.10
06/27/2018	141,294 Cmcare	\$0.28
06/27/2018	141,294 Cmcare	\$6.57
06/27/2018	141,294 W/O Above Caid Co Pay	\$85.71

06/27/2018	141,297 Cmcare	\$0.20
06/27/2018	141,297 Cmcare	\$5.54
06/27/2018	141,297 W/O Above Caid Co Pay	\$71.71
06/28/2018	141,298 Cmcare	\$0.42
06/28/2018	141,298 Cmcare	\$9.51
06/28/2018	141,299 Cmcare	\$0.29
06/28/2018	141,299 Cmcare	\$5.54
06/28/2018	141,300 Cmcare	\$0.58
06/28/2018	141,300 Cmcare	\$6.57
06/28/2018	146,294 Cmcare	\$0.64
06/28/2018	146,294 Cmcare	\$5.54
06/28/2018	146,295 Cmcare	\$3.72
06/28/2018	146,299 W/O Above Caid Co Pay	\$130.00
06/28/2018	146,300 Cmcare	\$0.77
06/28/2018	146,300 Cmcare	\$6.57
06/28/2018	146,300 W/O Above Caid Co Pay	\$91.75
06/29/2018	146,301 Cmcare	\$0.91
06/29/2018	146,301 Cmcare	\$5.54
06/29/2018	146,303 Cmcare	\$0.41
06/29/2018	146,303 Cmcare	\$5.54
06/29/2018	146,306 Cmcare	\$0.15
06/29/2018	146,306 Cmcare	\$6.57
06/30/2018	146,313 Cmcare	\$0.43
06/30/2018	146,313 Cmcare	\$2.10
07/02/2018	146,320 Cmcare	\$0.59
07/02/2018	146,320 Cmcare	\$6.57
07/02/2018	146,321 Cmcare	\$0.60
07/02/2018	146,321 Cmcare	\$9.51
07/02/2018	146,322 Cmcare	\$0.35
07/02/2018	146,322 Cmcare	\$6.57
07/02/2018	146,322 W/O Above Caid Co Pay	\$86.59
07/02/2018	146,325 Cmcare	\$0.17
07/02/2018	146,325 Cmcare	\$6.57
07/02/2018	146,325 W/O Above Caid Co Pay	\$84.23
07/03/2018	146,328 Cmcare	\$0.14
07/03/2018	146,328 Cmcare	\$6.57
07/03/2018	146,331 Cmcare	\$0.81
07/03/2018	146,331 Cmcare	\$6.57
07/03/2018	146,331 W/O Above Caid Co Pay	\$92.34
07/04/2018	146,333 Cmcare	\$0.34
07/04/2018	146,333 Cmcare	\$6.57
07/04/2018	146,336 Cmcare	\$0.20
07/04/2018	146,336 Cmcare	\$6.57
07/05/2018	146,338 Cmcare	\$1.42

07/05/2018	146,338 Cmcare	\$6.57
07/05/2018	147,171 Cmcare	\$1.24
07/05/2018	147,171 Cmcare	\$6.57
07/05/2018	147,174 W/O Above Caid Co Pay	\$462.83
07/05/2018	147,175 Cmcare	\$0.12
07/05/2018	147,175 Cmcare	\$5.54
07/05/2018	150,805 Cmcare	\$1.06
07/05/2018	150,805 Cmcare	\$5.54
07/06/2018	149,383 Cmcare	\$0.14
07/06/2018	149,383 Cmcare	\$6.57
07/06/2018	149,393 Write off Small Balance	\$0.14
07/06/2018	149,394 Cmcare	\$0.91
07/06/2018	149,394 Cmcare	\$5.54
07/07/2018	149,398 Cmcare	\$0.29
07/07/2018	149,398 Cmcare	\$6.57
07/07/2018	149,398 W/O Above Caid Co Pay	\$85.86
07/08/2018	149,374 Write off Small Balance	\$0.01
07/08/2018	149,380 Cmcare	\$0.24
07/08/2018	149,380 Cmcare	\$6.57
07/08/2018	149,380 W/O Above Caid Co Pay	\$85.12
07/08/2018	149,387 Cmcare	\$0.24
07/08/2018	149,387 Cmcare	\$6.57
07/08/2018	149,389 Cmcare	\$0.17
07/08/2018	149,389 Cmcare	\$6.57
07/08/2018	149,399 W/O Above Caid Co Pay	\$265.00
07/09/2018	149,378 Cmcare	\$0.35
07/09/2018	149,378 Cmcare	\$5.54
07/09/2018	149,378 W/O Above Caid Co Pay	\$73.62
07/09/2018	149,402 Cmcare	\$1.23
07/09/2018	149,402 Cmcare	\$6.57
07/09/2018	149,402 W/O Above Caid Co Pay	\$97.50
07/09/2018	150,809 Cmcare	\$0.45
07/09/2018	150,809 Cmcare	\$6.57
07/09/2018	150,813 Cmcare	\$0.24
07/09/2018	150,813 Cmcare	\$6.57
07/09/2018	150,813 W/O Above Caid Co Pay	\$85.12
07/10/2018	151,885 Cmcare	\$0.58
07/10/2018	151,885 Cmcare	\$6.57
07/10/2018	151,885 W/O Above Caid Co Pay	\$89.39
07/10/2018	151,886 Cmcare	\$0.94
07/10/2018	151,886 Cmcare	\$5.54
07/11/2018	151,887 Cmcare	\$0.12
07/11/2018	151,887 Cmcare	\$6.57
07/11/2018	153,193 Cmcare	\$0.46

07/11/2018	153,193 Cmcare	\$6.57
07/11/2018	153,194 Cmcare	\$0.25
07/11/2018	153,194 Cmcare	\$6.57
07/11/2018	153,196 Cmcare	\$0.20
07/11/2018	153,196 Cmcare	\$6.57
07/11/2018	153,197 Cmcare	\$0.59
07/11/2018	153,197 Cmcare	\$6.57
07/11/2018	153,198 Cmcare	\$0.46
07/11/2018	153,198 Cmcare	\$6.57
07/11/2018	155,491 Cmcare	\$0.28
07/11/2018	155,491 Cmcare	\$6.57
07/12/2018	153,199 Cmcare	\$0.50
07/12/2018	153,199 Cmcare	\$6.57
07/12/2018	155,493 Cmcare	\$3.54
07/12/2018	155,494 Cmcare	\$2.70
07/13/2018	155,501 Cmcare	\$0.29
07/13/2018	155,501 Cmcare	\$6.57
07/13/2018	155,504 Cmcare	\$0.25
07/13/2018	155,504 Cmcare	\$6.57
07/13/2018	155,505 Cmcare	\$0.45
07/13/2018	155,505 Cmcare	\$5.54
07/14/2018	155,507 Cmcare	\$0.39
07/14/2018	155,507 Cmcare	\$5.54
07/15/2018	155,510 Cmcare	\$0.61
07/15/2018	155,510 Cmcare	\$6.57
07/15/2018	155,510 W/O Above Caid Co Pay	\$89.83
07/15/2018	155,511 Cmcare	\$0.25
07/15/2018	155,511 Cmcare	\$5.54
07/15/2018	155,512 Cmcare	\$0.15
07/15/2018	155,512 Cmcare	\$5.54
07/16/2018	156,623 Cmcare	\$0.18
07/16/2018	156,623 Cmcare	\$6.57
07/16/2018	156,625 Cmcare	\$0.15
07/16/2018	156,625 Cmcare	\$1.02
07/16/2018	156,626 Cmcare	\$0.15
07/16/2018	156,626 Cmcare	\$6.57
07/16/2018	156,627 Cmcare	\$0.29
07/16/2018	156,627 Cmcare	\$6.57
07/16/2018	156,629 Cmcare	\$0.17
07/16/2018	156,629 Cmcare	\$5.54
07/16/2018	156,631 Cmcare	\$0.60
07/16/2018	156,631 Cmcare	\$6.57
07/16/2018	156,631 W/O Above Caid Co Pay	\$89.69
07/16/2018	156,632 Cmcare	\$0.32

07/16/2018	156,632 Cmcare	\$5.54
07/16/2018	156,632 W/O Above Caid Co Pay	\$73.18
07/16/2018	156,634 Cmcare	\$0.44
07/16/2018	156,634 Cmcare	\$5.54
07/17/2018	156,633 Cmcare	\$0.44
07/17/2018	156,633 Cmcare	\$2.32
07/17/2018	156,636 Cmcare	\$0.83
07/17/2018	156,636 Cmcare	\$6.57
07/17/2018	156,636 W/O Above Caid Co Pay	\$92.49
07/17/2018	157,532 Cmcare	\$4.70
07/17/2018	157,534 Cmcare	\$0.19
07/17/2018	157,534 Cmcare	\$6.57
07/17/2018	157,536 Cmcare	\$0.21
07/17/2018	157,536 Cmcare	\$6.57
07/17/2018	157,536 W/O Above Caid Co Pay	\$84.82
07/18/2018	161,245 Cmcare	\$0.15
07/18/2018	161,245 Cmcare	\$5.54
07/20/2018	161,256 Cmcare	\$0.24
07/20/2018	161,256 Cmcare	\$5.54
07/20/2018	161,260 Cmcare	\$0.19
07/20/2018	161,260 Cmcare	\$5.54
07/20/2018	161,260 W/O Above Caid Co Pay	\$71.56
07/21/2018	161,261 Cmcare	\$0.19
07/21/2018	161,261 Cmcare	\$6.57
07/21/2018	161,262 Cmcare	\$0.26
07/21/2018	161,262 Cmcare	\$5.54
07/21/2018	161,263 Cmcare	\$0.32
07/21/2018	161,263 Cmcare	\$5.54
07/21/2018	161,265 Cmcare	\$0.19
07/21/2018	161,265 Cmcare	\$5.54
07/22/2018	161,267 Cmcare	\$0.27
07/22/2018	161,267 Cmcare	\$5.54
07/22/2018	161,269 Cmcare	\$1.18
07/22/2018	161,269 Cmcare	\$2.32
07/23/2018	162,305 Cmcare	\$0.52
07/23/2018	162,305 Cmcare	\$6.57
07/24/2018	162,313 W/O Above Caid Co Pay	\$265.00
07/24/2018	163,322 Cmcare	\$0.18
07/24/2018	163,322 Cmcare	\$6.57
07/25/2018	164,091 Cmcare	\$0.63
07/25/2018	164,091 Cmcare	\$6.57
07/26/2018	164,087 Cmcare	\$0.45
07/26/2018	164,087 Cmcare	\$1.91
07/26/2018	164,835 Cmcare	\$0.84

07/26/2018	164,835 Cmcare	\$5.54
07/26/2018	164,838 W/O Above Caid Co Pay	\$129.84
07/27/2018	166,906 Cmcare	\$0.29
07/27/2018	166,906 Cmcare	\$6.57
07/28/2018	166,895 Cmcare	\$0.22
07/28/2018	166,895 Cmcare	\$6.57
07/28/2018	166,901 Cmcare	\$0.25
07/28/2018	166,901 Cmcare	\$5.54
07/29/2018	166,903 Cmcare	\$0.26
07/29/2018	166,903 Cmcare	\$6.57
07/30/2018	167,858 Cmcare	\$0.18
07/30/2018	167,858 Cmcare	\$6.57
07/30/2018	167,859 Cmcare	\$0.58
07/30/2018	167,859 Cmcare	\$6.57
07/30/2018	167,859 W/O Above Caid Co Pay	\$89.39
07/31/2018	168,767 Cmcare	\$1.64
07/31/2018	168,767 Cmcare	\$6.57
07/31/2018	168,770 Cmcare	\$0.39
07/31/2018	168,770 Cmcare	\$5.54
07/31/2018	168,772 Cmcare	\$0.33
07/31/2018	168,772 Cmcare	\$5.54
07/31/2018	168,772 W/O Above Caid Co Pay	\$73.33
07/31/2018	168,773 Cmcare	\$0.38
07/31/2018	168,773 Cmcare	\$6.57
07/31/2018	168,773 W/O Above Caid Co Pay	\$86.89
08/01/2018	169,844 Cmcare	\$0.15
08/01/2018	169,844 Cmcare	\$2.32
08/03/2018	174,661 Cmcare	\$0.42
08/03/2018	174,661 Cmcare	\$6.57
08/03/2018	174,663 Cmcare	\$0.38
08/03/2018	174,663 Cmcare	\$6.57
08/03/2018	174,665 Cmcare	\$0.68
08/03/2018	174,665 Cmcare	\$6.57
08/03/2018	174,665 W/O Above Caid Co Pay	\$90.72
08/03/2018	174,667 Cmcare	\$0.14
08/03/2018	174,667 Cmcare	\$5.54
08/03/2018	174,669 Cmcare	\$0.14
08/03/2018	174,669 Cmcare	\$5.54
08/03/2018	174,670 Cmcare	\$0.09
08/03/2018	174,670 Cmcare	\$6.57
08/04/2018	174,674 Cmcare	\$0.14
08/04/2018	174,674 Cmcare	\$6.57
08/04/2018	174,675 Cmcare	\$0.50
08/04/2018	174,675 Cmcare	\$6.57

08/04/2018	174,677 Cmcare	\$0.19
08/04/2018	174,677 Cmcare	\$5.54
08/04/2018	174,677 W/O Above Caid Co Pay	\$71.56
08/05/2018	174,679 Cmcare	\$0.18
08/05/2018	174,679 Cmcare	\$6.57
08/05/2018	174,681 Cmcare	\$1.60
08/05/2018	174,681 Cmcare	\$6.57
08/06/2018	174,689 W/O Above Caid Co Pay	\$250.00
08/07/2018	174,692 Cmcare	\$0.29
08/07/2018	174,692 Cmcare	\$5.54
08/07/2018	174,693 Cmcare	\$0.24
08/07/2018	174,693 Cmcare	\$6.57
08/07/2018	174,694 Cmcare	\$0.42
08/07/2018	174,694 Cmcare	\$6.57
08/08/2018	174,696 Cmcare	\$0.79
08/08/2018	174,696 Cmcare	\$6.57
08/08/2018	174,700 Cmcare	\$0.22
08/08/2018	174,700 Cmcare	\$6.57
08/08/2018	174,701 Cmcare	\$0.18
08/08/2018	174,701 Cmcare	\$6.57
08/08/2018	175,701 Cmcare	\$0.19
08/08/2018	175,701 Cmcare	\$6.57
08/09/2018	175,704 Cmcare	\$0.29
08/09/2018	175,704 Cmcare	\$1.02
08/10/2018	176,512 Cmcare	\$0.34
08/10/2018	176,512 Cmcare	\$6.57
08/10/2018	179,550 Cmcare	\$0.18
08/10/2018	179,550 Cmcare	\$6.57
08/11/2018	179,553 Cmcare	\$0.29
08/11/2018	179,553 Cmcare	\$6.57
08/11/2018	179,555 Cmcare	\$0.33
08/11/2018	179,555 Cmcare	\$6.57
08/12/2018	179,560 Cmcare	\$0.44
08/12/2018	179,560 Cmcare	\$6.57
08/12/2018	179,562 Cmcare	\$0.45
08/12/2018	179,562 Cmcare	\$6.57
08/12/2018	179,562 W/O Above Caid Co Pay	\$87.77
08/13/2018	179,563 Cmcare	\$0.15
08/13/2018	179,563 Cmcare	\$6.57
08/13/2018	179,563 W/O Above Caid Co Pay	\$84.09
08/13/2018	179,565 Cmcare	\$0.22
08/13/2018	179,565 Cmcare	\$6.57
08/13/2018	179,568 Cmcare	\$0.19
08/13/2018	179,568 Cmcare	\$6.57

08/13/2018	179,568 W/O Above Caid Co Pay	\$84.53
08/14/2018	180,676 Cmcare	\$0.19
08/14/2018	180,676 Cmcare	\$5.54
08/14/2018	180,676 W/O Above Caid Co Pay	\$71.56
08/14/2018	180,677 Cmcare	\$0.46
08/14/2018	180,677 Cmcare	\$9.51
08/14/2018	180,679 Cmcare	\$0.40
08/14/2018	180,679 Cmcare	\$6.57
08/14/2018	180,681 Cmcare	\$0.24
08/14/2018	180,681 Cmcare	\$5.54
08/14/2018	180,681 W/O Above Caid Co Pay	\$72.15
08/14/2018	180,682 Cmcare	\$0.17
08/14/2018	180,682 Cmcare	\$6.57
08/14/2018	180,684 Cmcare	\$0.37
08/14/2018	180,684 Cmcare	\$5.54
08/14/2018	180,685 Cmcare	\$0.17
08/14/2018	180,685 Cmcare	\$6.57
08/14/2018	180,687 Cmcare	\$0.34
08/14/2018	180,687 Cmcare	\$5.54
08/14/2018	180,688 Cmcare	\$0.25
08/14/2018	180,688 Cmcare	\$6.57
08/14/2018	180,688 W/O Above Caid Co Pay	\$85.27
08/15/2018	180,689 Cmcare	\$0.17
08/15/2018	180,689 Cmcare	\$6.57
08/15/2018	181,659 Cmcare	\$0.22
08/15/2018	181,659 Cmcare	\$3.21
08/15/2018	181,660 Cmcare	\$0.21
08/15/2018	181,660 Cmcare	\$5.54
08/15/2018	181,661 Cmcare	\$0.44
08/15/2018	181,661 Cmcare	\$1.91
08/15/2018	181,662 Cmcare	\$0.04
08/15/2018	181,662 Cmcare	\$5.54
08/15/2018	181,663 Cmcare	\$0.97
08/15/2018	181,663 Cmcare	\$5.54
08/15/2018	181,663 W/O Above Caid Co Pay	\$81.29
08/15/2018	181,665 Cmcare	\$0.19
08/15/2018	181,665 Cmcare	\$5.54
08/16/2018	181,667 Cmcare	\$0.35
08/16/2018	181,667 Cmcare	\$6.57
08/16/2018	182,579 Cmcare	\$0.18
08/16/2018	182,579 Cmcare	\$5.72
08/16/2018	182,580 Cmcare	\$0.21
08/16/2018	182,580 Cmcare	\$5.54
08/17/2018	184,300 Cmcare	\$0.19

08/17/2018	184,300 Cmcare	\$6.57
08/17/2018	184,300 W/O Above Caid Co Pay	\$84.53
08/17/2018	184,314 Cmcare	\$0.74
08/17/2018	184,314 Cmcare	\$5.54
08/17/2018	184,314 W/O Above Caid Co Pay	\$78.49
08/18/2018	184,301 Cmcare	\$0.18
08/18/2018	184,301 Cmcare	\$5.54
08/18/2018	184,301 W/O Above Caid Co Pay	\$71.41
08/18/2018	184,305 Cmcare	\$0.19
08/18/2018	184,305 Cmcare	\$6.57
08/18/2018	184,308 Cmcare	\$0.28
08/18/2018	184,308 Cmcare	\$5.54
08/18/2018	184,308 W/O Above Caid Co Pay	\$72.74
08/19/2018	184,290 Cmcare	\$0.19
08/19/2018	184,290 Cmcare	\$3.46
08/19/2018	184,292 Cmcare	\$0.17
08/19/2018	184,292 Cmcare	\$6.57
08/19/2018	184,299 Cmcare	\$0.19
08/19/2018	184,299 Cmcare	\$6.57
08/19/2018	184,316 Cmcare	\$0.55
08/19/2018	184,316 Cmcare	\$6.57
08/20/2018	185,341 Cmcare	\$0.19
08/20/2018	185,341 Cmcare	\$6.57
08/20/2018	185,344 Cmcare	\$0.27
08/20/2018	185,344 Cmcare	\$2.32
08/20/2018	185,346 Cmcare	\$0.94
08/20/2018	185,346 Cmcare	\$5.54
08/20/2018	185,348 Cmcare	\$0.20
08/20/2018	185,348 Cmcare	\$6.57
08/20/2018	185,349 Cmcare	\$0.39
08/20/2018	185,349 Cmcare	\$5.54
08/21/2018	187,435 Cmcare	\$2.28
08/21/2018	187,437 Cmcare	\$0.32
08/21/2018	187,437 Cmcare	\$5.54
08/21/2018	187,442 Cmcare	\$0.25
08/21/2018	187,442 Cmcare	\$6.57
08/21/2018	187,443 W/O Above Caid Co Pay	\$127.62
08/22/2018	187,439 Cmcare	\$0.40
08/22/2018	187,439 Cmcare	\$6.57
08/22/2018	187,444 Cmcare	\$0.18
08/22/2018	187,444 Cmcare	\$6.57
08/23/2018	188,516 Cmcare	\$0.14
08/23/2018	188,516 Cmcare	\$5.54
08/23/2018	188,517 Cmcare	\$0.14

08/23/2018	188,517 Cmcare	\$6.57
08/24/2018	190,020 Cmcare	\$2.24
08/24/2018	190,020 Cmcare	\$6.57
08/24/2018	190,021 Cmcare	\$0.77
08/24/2018	190,021 Cmcare	\$6.57
08/24/2018	190,023 Cmcare	\$0.51
08/24/2018	190,023 Cmcare	\$6.57
08/24/2018	190,024 Cmcare	\$1.12
08/24/2018	190,024 Cmcare	\$6.57
08/24/2018	190,025 Cmcare	\$0.26
08/24/2018	190,025 Cmcare	\$6.57
08/24/2018	190,027 Cmcare	\$0.24
08/24/2018	190,027 Cmcare	\$5.54
08/24/2018	190,027 W/O Above Caid Co Pay	\$72.15
08/24/2018	190,029 Cmcare	\$1.41
08/24/2018	190,029 Cmcare	\$1.91
08/25/2018	190,031 Cmcare	\$0.54
08/25/2018	190,031 Cmcare	\$6.57
08/25/2018	190,033 Cmcare	\$0.22
08/25/2018	190,033 Cmcare	\$6.57
08/25/2018	190,034 Cmcare	\$0.37
08/25/2018	190,034 Cmcare	\$6.57
08/26/2018	190,035 Cmcare	\$0.60
08/26/2018	190,035 Cmcare	\$6.57
08/26/2018	190,039 Cmcare	\$0.12
08/26/2018	190,039 Cmcare	\$6.57
08/27/2018	190,043 Cmcare	\$0.15
08/27/2018	190,043 Cmcare	\$1.02
08/28/2018	191,264 Cmcare	\$0.50
08/28/2018	191,264 Cmcare	\$6.57
08/28/2018	192,194 Cmcare	\$0.15
08/28/2018	192,194 Cmcare	\$5.54
08/29/2018	193,180 Cmcare	\$0.41
08/29/2018	193,180 Cmcare	\$5.54
08/29/2018	193,180 W/O Above Caid Co Pay	\$74.36
08/30/2018	203,409 Cmcare	\$0.39
08/30/2018	203,409 Cmcare	\$6.57
08/30/2018	203,428 Cmcare	\$3.16
08/30/2018	203,435 Cmcare	\$0.24
08/30/2018	203,435 Cmcare	\$5.54
08/31/2018	203,445 Cmcare	\$1.12
08/31/2018	203,445 Cmcare	\$5.54
09/02/2018	203,449 Cmcare	\$0.75
09/02/2018	203,449 Cmcare	\$6.57

09/02/2018	203,449 W/O Above Caid Co Pay	\$91.60
09/03/2018	203,415 W/O Above Caid Co Pay	\$250.00
09/03/2018	203,418 Cmcare	-\$6.57
09/03/2018	203,418 Cmcare	-\$0.25
09/03/2018	203,418 Cmcare	\$0.25
09/03/2018	203,418 Cmcare	\$6.57
09/03/2018	203,431 Cmcare	\$0.18
09/03/2018	203,431 Cmcare	\$5.54
09/03/2018	203,441 Cmcare	\$3.39
09/03/2018	203,450 Cmcare	\$0.32
09/03/2018	203,450 Cmcare	\$6.57
09/03/2018	203,450 W/O Above Caid Co Pay	\$86.15
09/03/2018	203,454 Cmcare	\$0.18
09/03/2018	203,454 Cmcare	\$6.57
09/03/2018	203,454 W/O Above Caid Co Pay	\$84.38
09/04/2018	196,067 Cmcare	\$0.19
09/04/2018	196,067 Cmcare	\$6.57
09/05/2018	196,068 Cmcare	\$0.18
09/05/2018	196,068 Cmcare	\$5.54
09/05/2018	197,711 Cmcare	\$3.72
09/05/2018	197,714 Cmcare	\$0.33
09/05/2018	197,714 Cmcare	\$5.54
09/05/2018	197,714 W/O Above Caid Co Pay	\$73.33
09/05/2018	197,715 Cmcare	\$0.27
09/05/2018	197,715 Cmcare	\$6.57
09/06/2018	198,859 Cmcare	\$0.21
09/06/2018	198,859 Cmcare	\$6.57
09/06/2018	198,859 W/O Above Caid Co Pay	\$84.82
09/06/2018	198,860 Cmcare	\$0.13
09/06/2018	198,860 Cmcare	\$6.57
09/06/2018	198,861 Cmcare	\$0.11
09/06/2018	198,861 Cmcare	\$6.57
09/06/2018	198,861 W/O Above Caid Co Pay	\$83.50
09/06/2018	198,862 Cmcare	\$0.15
09/06/2018	198,862 Cmcare	\$1.02
09/07/2018	200,847 Cmcare	\$0.18
09/07/2018	200,847 Cmcare	\$6.57
09/07/2018	200,847 W/O Above Caid Co Pay	\$84.38
09/07/2018	200,850 Cmcare	\$0.39
09/07/2018	200,850 Cmcare	\$6.57
09/07/2018	200,851 Cmcare	\$0.53
09/07/2018	200,851 Cmcare	\$7.40
09/08/2018	200,848 Cmcare	\$0.57
09/08/2018	200,848 Cmcare	\$6.57

09/08/2018	200,852 Cmcare	\$0.17
09/08/2018	200,852 Cmcare	\$6.57
09/08/2018	200,855 Cmcare	\$0.72
09/08/2018	200,855 Cmcare	\$6.57
09/09/2018	200,854 Cmcare	\$0.37
09/09/2018	200,854 Cmcare	\$6.57
09/10/2018	203,464 Cmcare	\$0.31
09/10/2018	203,464 Cmcare	\$6.57
09/11/2018	203,456 Cmcare	\$0.59
09/11/2018	203,456 Cmcare	\$9.51
09/11/2018	203,458 Cmcare	\$0.35
09/11/2018	203,458 Cmcare	\$6.57
09/12/2018	203,457 Cmcare	\$7.87
09/12/2018	204,496 Cmcare	\$3.11
09/13/2018	205,301 Cmcare	\$0.13
09/13/2018	205,301 Cmcare	\$6.57
09/14/2018	207,603 Cmcare	\$0.47
09/14/2018	207,603 Cmcare	\$6.57
09/14/2018	207,608 Cmcare	\$1.62
09/14/2018	207,608 Cmcare	\$2.32
09/14/2018	207,616 Cmcare	\$0.15
09/14/2018	207,616 Cmcare	\$5.54
09/14/2018	207,618 Cmcare	\$1.11
09/14/2018	207,618 Cmcare	\$6.57
09/14/2018	207,618 W/O Above Caid Co Pay	\$96.03
09/16/2018	207,609 Cmcare	\$0.27
09/16/2018	207,609 Cmcare	\$6.57
09/16/2018	207,613 Cmcare	\$0.19
09/16/2018	207,613 Cmcare	\$5.54
09/17/2018	209,478 Cmcare	\$0.13
09/17/2018	209,478 Cmcare	\$9.51
09/17/2018	209,478 W/O Above Caid Co Pay	\$120.55
09/17/2018	209,485 Cmcare	\$0.20
09/17/2018	209,485 Cmcare	\$6.57
09/17/2018	209,485 W/O Above Caid Co Pay	\$84.68
09/17/2018	209,486 Cmcare	\$0.28
09/17/2018	209,486 Cmcare	\$6.57
09/18/2018	209,481 Cmcare	\$0.17
09/18/2018	209,481 Cmcare	\$6.57
09/19/2018	212,730 Cmcare	\$0.28
09/19/2018	212,730 Cmcare	\$6.57
09/19/2018	212,730 W/O Above Caid Co Pay	\$85.71
09/19/2018	212,737 Cmcare	\$0.38
09/19/2018	212,737 Cmcare	\$6.57

09/19/2018	212,738 Cmcare	\$0.27
09/19/2018	212,738 Cmcare	\$6.57
09/19/2018	212,740 Cmcare	\$0.18
09/19/2018	212,740 Cmcare	\$6.57
09/19/2018	212,742 Cmcare	\$0.39
09/19/2018	212,742 Cmcare	\$6.57
09/21/2018	212,745 Cmcare	\$0.27
09/21/2018	212,745 Cmcare	\$6.57
09/21/2018	214,439 Cmcare	\$0.13
09/21/2018	214,439 Cmcare	\$5.54
09/22/2018	214,440 Cmcare	\$0.17
09/22/2018	214,440 Cmcare	\$5.54
09/22/2018	214,441 Cmcare	\$0.77
09/22/2018	214,441 Cmcare	\$5.54
09/22/2018	214,449 Mandated Contractual (CO137)	\$6.08
09/23/2018	214,451 Cmcare	\$0.14
09/23/2018	214,451 Cmcare	\$5.54
09/23/2018	214,452 Cmcare	\$0.80
09/23/2018	214,452 Cmcare	\$5.54
09/23/2018	214,453 Cmcare	\$0.86
09/23/2018	214,453 Cmcare	\$5.54
09/23/2018	214,453 W/O Above Caid Co Pay	\$79.96
09/23/2018	214,455 Cmcare	\$0.58
09/23/2018	214,455 Cmcare	\$6.57
09/23/2018	214,457 Cmcare	\$0.60
09/23/2018	214,457 Cmcare	\$5.54
09/24/2018	215,650 Cmcare	\$0.32
09/24/2018	215,650 Cmcare	\$5.54
09/27/2018	218,912 Cmcare	\$1.17
09/27/2018	218,912 Cmcare	\$6.57
09/27/2018	218,916 Cmcare	\$0.44
09/27/2018	218,916 Cmcare	\$4.15
09/27/2018	218,918 Cmcare	\$0.29
09/27/2018	218,918 Cmcare	\$6.57
09/27/2018	218,918 W/O Above Caid Co Pay	\$85.86
09/27/2018	218,921 Cmcare	\$0.20
09/27/2018	218,921 Cmcare	\$6.57
09/28/2018	220,639 Cmcare	\$0.39
09/28/2018	220,639 Cmcare	\$6.57
09/28/2018	220,640 Cmcare	\$0.19
09/28/2018	220,640 Cmcare	\$5.54
09/28/2018	220,645 Cmcare	\$0.02
09/28/2018	220,645 Cmcare	\$6.57
09/29/2018	220,647 Cmcare	\$0.39

09/29/2018	220,647 Cmcare	\$5.54
09/29/2018	220,661 Cmcare	\$0.24
09/29/2018	220,661 Cmcare	\$6.57
09/29/2018	220,665 Cmcare	-\$5.54
09/29/2018	220,665 Cmcare	-\$0.19
09/29/2018	220,665 Cmcare	\$0.19
09/29/2018	220,665 Cmcare	\$5.54
09/29/2018	220,666 Cmcare	\$0.19
09/29/2018	220,666 Cmcare	\$5.54
09/29/2018	220,668 Cmcare	\$0.21
09/29/2018	220,668 Cmcare	\$6.57
09/30/2018	220,643 Cmcare	\$1.11
09/30/2018	220,643 Cmcare	\$5.54
09/30/2018	220,650 Cmcare	\$0.17
09/30/2018	220,650 Cmcare	\$5.54
09/30/2018	220,652 Cmcare	\$0.28
09/30/2018	220,652 Cmcare	\$6.57
09/30/2018	220,653 Cmcare	\$0.33
09/30/2018	220,653 Cmcare	\$5.54
09/30/2018	220,659 Cmcare	\$0.17
09/30/2018	220,659 Cmcare	\$6.57
09/30/2018	220,673 Write off Small Balance	\$0.07
10/01/2018	220,663 Cmcare	\$0.42
10/01/2018	220,663 Cmcare	\$6.57
10/01/2018	220,663 W/O Above Caid Co Pay	\$87.48
10/03/2018	224,407 Cmcare	\$0.29
10/03/2018	224,407 Cmcare	\$3.46
10/03/2018	224,409 Cmcare	\$0.17
10/03/2018	224,409 Cmcare	\$6.57
10/03/2018	224,413 W/O Above Caid Co Pay	\$265.00
10/05/2018	229,367 Cmcare	\$1.43
10/05/2018	229,367 Cmcare	\$6.57
10/05/2018	229,372 Cmcare	\$1.00
10/05/2018	229,372 Cmcare	\$5.54
10/05/2018	229,373 Cmcare	\$1.21
10/05/2018	229,373 Cmcare	\$4.63
10/05/2018	229,374 Cmcare	\$1.19
10/05/2018	229,374 Cmcare	\$6.57
10/06/2018	229,377 Cmcare	\$0.17
10/06/2018	229,377 Cmcare	\$6.57
10/06/2018	229,379 Cmcare	\$0.17
10/06/2018	229,379 Cmcare	\$5.54
10/06/2018	229,380 Cmcare	\$0.27
10/06/2018	229,380 Cmcare	\$6.57

10/07/2018	229,385 Cmcare	\$0.17
10/07/2018	229,385 Cmcare	\$5.54
10/07/2018	229,386 Cmcare	\$0.15
10/07/2018	229,386 Cmcare	\$6.57
10/08/2018	229,390 Cmcare	\$0.64
10/08/2018	229,390 Cmcare	\$5.54
10/08/2018	229,390 W/O Above Caid Co Pay	\$77.16
10/09/2018	229,393 W/O Above Caid Co Pay	\$250.00
10/09/2018	230,171 Cmcare	\$0.39
10/09/2018	230,171 Cmcare	\$6.57
10/09/2018	230,172 Cmcare	\$1.73
10/09/2018	230,172 Cmcare	\$6.57
10/10/2018	231,736 Cmcare	\$0.41
10/10/2018	231,736 Cmcare	\$6.57
10/10/2018	231,736 W/O Above Caid Co Pay	\$87.33
10/11/2018	231,744 Cmcare	\$0.14
10/11/2018	231,744 Cmcare	\$6.57
10/11/2018	232,387 Cmcare	\$1.58
10/11/2018	232,387 Cmcare	\$6.57
10/11/2018	232,388 Cmcare	\$0.35
10/11/2018	232,388 Cmcare	\$9.51
10/12/2018	235,473 Cmcare	\$1.44
10/12/2018	235,473 Cmcare	\$1.91
10/12/2018	235,476 Cmcare	\$0.59
10/12/2018	235,476 Cmcare	\$6.57
10/13/2018	235,477 Cmcare	\$0.24
10/13/2018	235,477 Cmcare	\$6.57
10/13/2018	235,478 Cmcare	\$0.17
10/13/2018	235,478 Cmcare	\$6.57
10/13/2018	235,479 Cmcare	\$0.24
10/13/2018	235,479 Cmcare	\$6.57
10/14/2018	235,486 Cmcare	\$0.25
10/14/2018	235,486 Cmcare	\$6.57
10/15/2018	235,489 Cmcare	\$0.18
10/15/2018	235,489 Cmcare	\$6.57
10/16/2018	237,718 Cmcare	\$0.18
10/16/2018	237,718 Cmcare	\$6.57
10/16/2018	237,718 W/O Above Caid Co Pay	\$84.38
10/17/2018	237,726 Cmcare	\$0.37
10/17/2018	237,726 Cmcare	\$5.54
10/18/2018	240,666 Cmcare	\$0.19
10/18/2018	240,666 Cmcare	\$5.54
10/18/2018	240,666 W/O Above Caid Co Pay	\$71.56
10/18/2018	240,685 Cmcare	\$0.13

10/18/2018	240,685 Cmcare	\$5.54
10/19/2018	240,681 Cmcare	\$0.14
10/19/2018	240,681 Cmcare	\$5.54
10/19/2018	240,681 W/O Above Caid Co Pay	\$70.97
10/19/2018	240,682 Cmcare	\$0.20
10/19/2018	240,682 Cmcare	\$6.57
10/19/2018	240,682 W/O Above Caid Co Pay	\$84.68
10/19/2018	240,686 Cmcare	\$0.58
10/19/2018	240,686 Cmcare	\$5.54
10/19/2018	240,686 W/O Above Caid Co Pay	\$76.42
10/20/2018	240,670 Cmcare	\$0.24
10/20/2018	240,670 Cmcare	\$6.57
10/20/2018	240,676 Cmcare	\$0.27
10/20/2018	240,676 Cmcare	\$5.54
10/20/2018	240,677 Cmcare	\$1.47
10/20/2018	240,677 Cmcare	\$5.54
10/20/2018	240,679 Cmcare	\$2.06
10/20/2018	240,679 Cmcare	\$2.32
10/20/2018	240,683 Cmcare	\$0.25
10/20/2018	240,683 Cmcare	\$6.57
10/20/2018	240,683 W/O Above Caid Co Pay	\$85.27
10/20/2018	244,255 Cmcare	\$0.25
10/20/2018	244,255 Cmcare	\$6.57
10/21/2018	240,671 Cmcare	\$0.17
10/21/2018	240,671 Cmcare	\$5.54
10/21/2018	240,684 Cmcare	\$0.20
10/21/2018	240,684 Cmcare	\$5.54
10/21/2018	241,852 Cmcare	\$0.19
10/21/2018	241,852 Cmcare	\$5.54
10/21/2018	241,853 Cmcare	\$0.61
10/21/2018	241,853 Cmcare	\$3.21
10/21/2018	241,858 Cmcare	\$0.20
10/21/2018	241,858 Cmcare	\$6.57
10/22/2018	240,672 Write off Small Balance	\$0.03
10/22/2018	240,674 Cmcare	\$0.19
10/22/2018	240,674 Cmcare	\$5.54
10/22/2018	241,848 Cmcare	\$0.40
10/22/2018	241,848 Cmcare	\$6.57
10/22/2018	241,848 W/O Above Caid Co Pay	\$87.18
10/22/2018	241,849 Cmcare	\$0.21
10/22/2018	241,849 Cmcare	\$6.57
10/23/2018	241,855 Write off Small Balance	\$0.02
10/23/2018	241,856 Cmcare	\$0.13
10/23/2018	241,856 Cmcare	\$6.57

10/23/2018	243,092 Cmcare	\$0.94
10/23/2018	243,092 Cmcare	\$6.57
10/23/2018	243,095 Cmcare	\$0.21
10/23/2018	243,095 Cmcare	\$6.57
10/24/2018	244,250 Cmcare	\$0.25
10/24/2018	244,250 Cmcare	\$6.57
10/24/2018	244,250 W/O Above Caid Co Pay	\$85.27
10/24/2018	244,251 Cmcare	\$0.20
10/24/2018	244,251 Cmcare	\$5.54
10/24/2018	244,251 W/O Above Caid Co Pay	\$71.71
10/24/2018	244,252 Cmcare	\$0.25
10/24/2018	244,252 Cmcare	\$5.54
10/25/2018	245,055 Cmcare	\$0.70
10/25/2018	245,055 Cmcare	\$6.57
10/25/2018	245,055 W/O Above Caid Co Pay	\$90.87
10/26/2018	245,057 Cmcare	\$0.77
10/26/2018	245,057 Cmcare	\$6.57
10/26/2018	254,376 Cmcare	\$3.75
10/26/2018	254,377 Cmcare	\$7.16
10/26/2018	254,380 Cmcare	\$0.15
10/26/2018	254,380 Cmcare	\$5.54
10/27/2018	254,384 Cmcare	\$1.83
10/27/2018	254,387 Cmcare	\$0.79
10/27/2018	254,387 Cmcare	\$6.57
10/27/2018	254,388 Cmcare	\$3.80
10/28/2018	254,401 Cmcare	\$1.65
10/28/2018	254,401 Cmcare	\$6.57
10/28/2018	254,402 Cmcare	\$0.24
10/28/2018	254,402 Cmcare	\$5.54
10/29/2018	254,403 Cmcare	\$0.86
10/29/2018	254,403 Cmcare	\$6.57
10/29/2018	254,403 W/O Above Caid Co Pay	\$92.93
10/29/2018	255,235 Cmcare	\$1.83
10/30/2018	255,240 Cmcare	\$0.99
10/30/2018	255,240 Cmcare	\$5.54
10/30/2018	255,240 W/O Above Caid Co Pay	\$81.58
10/30/2018	255,241 Cmcare	\$0.24
10/30/2018	255,241 Cmcare	\$6.57
10/30/2018	255,241 W/O Above Caid Co Pay	\$85.12
10/30/2018	255,244 Cmcare	\$3.21
10/31/2018	255,246 Cmcare	\$0.07
10/31/2018	255,246 Cmcare	\$6.57
10/31/2018	255,251 Cmcare	\$0.22
10/31/2018	255,251 Cmcare	\$6.57

10/31/2018	255,252 Cmcare	\$0.32
10/31/2018	255,252 Cmcare	\$6.57
11/01/2018	257,324 Cmcare	\$0.15
11/01/2018	257,324 Cmcare	\$5.54
11/01/2018	257,325 Cmcare	\$0.13
11/01/2018	257,325 Cmcare	\$6.57
11/01/2018	257,326 Cmcare	\$3.66
11/01/2018	257,327 Cmcare	\$0.35
11/01/2018	257,327 Cmcare	\$6.57
11/01/2018	257,330 Cmcare	\$1.84
11/01/2018	257,332 Cmcare	\$0.35
11/01/2018	257,332 Cmcare	\$6.57
11/01/2018	257,332 W/O Above Caid Co Pay	\$86.59
11/02/2018	257,336 Cmcare	\$0.14
11/02/2018	257,336 Cmcare	\$5.54
11/02/2018	257,337 Cmcare	\$0.29
11/02/2018	257,337 Cmcare	\$6.57
11/03/2018	257,338 Cmcare	\$0.02
11/03/2018	257,338 Cmcare	\$5.54
11/04/2018	257,347 Cmcare	\$0.33
11/04/2018	257,347 Cmcare	\$6.57
11/04/2018	257,347 W/O Above Caid Co Pay	\$86.30
11/04/2018	257,351 Cmcare	\$1.91
11/05/2018	257,355 Cmcare	\$1.58
11/05/2018	257,355 Cmcare	\$6.57
11/05/2018	257,357 Cmcare	\$3.69
11/05/2018	257,359 Cmcare	\$0.67
11/05/2018	257,359 Cmcare	\$6.57
11/06/2018	257,360 Cmcare	\$0.18
11/06/2018	257,360 Cmcare	\$6.57
11/06/2018	257,360 W/O Above Caid Co Pay	\$84.38
11/06/2018	257,362 Cmcare	\$0.27
11/06/2018	257,362 Cmcare	\$6.57
11/06/2018	257,363 Cmcare	\$0.15
11/06/2018	257,363 Cmcare	\$6.57
11/06/2018	257,363 W/O Above Caid Co Pay	\$84.09
11/07/2018	257,367 Cmcare	\$0.17
11/07/2018	257,367 Cmcare	\$5.54
11/07/2018	257,368 Cmcare	\$0.18
11/07/2018	257,368 Cmcare	\$5.54
11/07/2018	257,372 Cmcare	\$0.18
11/07/2018	257,372 Cmcare	\$6.57
11/08/2018	257,375 Cmcare	\$0.37
11/08/2018	257,375 Cmcare	\$6.57

11/09/2018	257,379 Cmcare	\$0.58
11/09/2018	257,379 Cmcare	\$5.54
11/09/2018	257,379 W/O Above Caid Co Pay	\$76.42
11/09/2018	257,875 Cmcare	\$0.80
11/09/2018	257,875 Cmcare	\$6.57
11/09/2018	257,875 W/O Above Caid Co Pay	\$92.19
11/09/2018	257,876 Cmcare	\$3.07
11/09/2018	257,877 Cmcare	\$0.19
11/09/2018	257,877 Cmcare	\$9.51
11/09/2018	257,877 W/O Above Caid Co Pay	\$121.29
11/11/2018	257,883 Cmcare	\$0.20
11/11/2018	257,883 Cmcare	\$5.54
11/12/2018	257,888 Cmcare	\$0.35
11/12/2018	257,888 Cmcare	\$5.54
11/12/2018	257,888 W/O Above Caid Co Pay	\$73.62
11/12/2018	257,889 Cmcare	\$0.15
11/12/2018	257,889 Cmcare	\$5.54
11/12/2018	257,890 Cmcare	\$1.10
11/12/2018	257,890 Cmcare	\$6.57
11/12/2018	257,891 Cmcare	\$3.26
11/13/2018	257,896 Cmcare	\$0.96
11/13/2018	257,896 Cmcare	\$6.57
11/13/2018	259,210 Cmcare	\$0.35
11/13/2018	259,210 Cmcare	\$6.57
11/13/2018	259,211 Cmcare	\$0.19
11/13/2018	259,211 Cmcare	\$6.57
11/13/2018	259,213 Cmcare	\$0.60
11/13/2018	259,213 Cmcare	\$9.51
11/14/2018	260,434 Cmcare	\$0.96
11/14/2018	260,434 Cmcare	\$5.54
11/14/2018	260,434 W/O Above Caid Co Pay	\$81.14
11/15/2018	261,000 Cmcare	\$0.04
11/15/2018	261,000 Cmcare	\$6.57
11/15/2018	261,002 Cmcare	\$0.24
11/15/2018	261,002 Cmcare	\$6.57
11/15/2018	261,003 Cmcare	\$0.61
11/15/2018	261,003 Cmcare	\$6.57
11/15/2018	261,003 W/O Above Caid Co Pay	\$89.83
11/16/2018	261,004 Cmcare	\$0.29
11/16/2018	261,004 Cmcare	\$6.57
11/16/2018	262,534 Cmcare	\$1.00
11/16/2018	262,534 Cmcare	\$6.57
11/16/2018	262,536 Cmcare	\$0.18
11/16/2018	262,536 Cmcare	\$5.54

11/17/2018	262,537 Cmcare	\$0.63
11/17/2018	262,537 Cmcare	\$6.57
11/17/2018	262,537 W/O Above Caid Co Pay	\$89.98
11/17/2018	262,538 Cmcare	\$0.29
11/17/2018	262,538 Cmcare	\$2.32
11/18/2018	262,541 Cmcare	\$0.14
11/18/2018	262,541 Cmcare	\$6.57
11/18/2018	262,546 Cmcare	\$1.11
11/18/2018	262,546 Cmcare	\$6.57
11/18/2018	262,546 W/O Above Caid Co Pay	\$96.03
11/19/2018	262,548 Cmcare	\$0.86
11/19/2018	262,548 Cmcare	\$6.57
11/19/2018	263,776 Cmcare	\$0.15
11/19/2018	263,776 Cmcare	\$6.57
11/19/2018	263,776 W/O Above Caid Co Pay	\$84.09
11/20/2018	263,778 Cmcare	\$0.15
11/20/2018	263,778 Cmcare	\$6.57
11/20/2018	264,881 Cmcare	\$0.52
11/20/2018	264,881 Cmcare	\$6.57
11/20/2018	264,881 W/O Above Caid Co Pay	\$88.66
11/20/2018	264,882 Cmcare	\$0.19
11/20/2018	264,882 Cmcare	\$5.54
11/21/2018	264,884 Cmcare	\$0.12
11/21/2018	264,884 Cmcare	\$6.57
11/21/2018	267,264 Cmcare	\$0.29
11/21/2018	267,264 Cmcare	\$6.57
11/22/2018	267,266 Cmcare	\$0.60
11/22/2018	267,266 Cmcare	\$5.54
11/22/2018	267,266 W/O Above Caid Co Pay	\$76.72
11/22/2018	267,267 Cmcare	\$0.31
11/22/2018	267,267 Cmcare	\$6.57
11/22/2018	267,268 W/O Above Caid Co Pay	\$265.00
11/22/2018	267,269 Cmcare	\$0.55
11/22/2018	267,269 Cmcare	\$5.54
11/27/2018	268,603 Cmcare	\$0.29
11/27/2018	268,603 Cmcare	\$6.57

Total Amt. to be written off: \$301,433.62

Patients 1226
Runs 1566

**Legal Department
CITY OF GOSHEN**

204 East Jefferson Street, Suite 2 • Goshen, IN 46528-3405

Phone (574) 537-3820 • Fax (574) 537-3817 • TDD (574) 534-3185
www.goshenindiana.org



To: Board of Public Works and Safety
From: Bodie J. Stegelmann
Date: August 28, 2020
Re: Cecil J Bontreger

The Building Department scheduled a hearing for August 31, 2020, relative to violations of the Neighborhood Preservation Ordinance found at 319 Olive Street, Goshen, Indiana – a property owned by Cecil J Bontreger. Since the date of the Building Department’s Order, Bontreger has made certain repairs, acknowledged that a new roof is required on the property, and has agreed to install a new roof within 30 days. Mr. Bontrager signed an agreement in which he agrees to install a new roof, and which reschedules the Hearing to Monday October 5, 2020, at 2:00 p.m.

Suggested Motion: Move to approve the agreement requiring Cecil J. Bontrager to install a new roof at 319 Olive Street, Goshen, Indiana, and rescheduling the Hearing to Monday October 5, 2020, at 2:00 p.m.



**Bontreger
Rentals**

Cecil J. Bontreger

Residential Housing

61818 C.R. 33 - Goshen, IN 46528 - (574) 533-3161

COVER PAGE

DATE 8-27-20

To Whom it may concern

From: Cecil J. Bontreger

Fax No. (574) 533-3161
Phone No. (574) 533-3161

Pages To Follow 2

COMMENTS: _____

AGREEMENT

This Agreement is entered into effective the 31st day of August, 2020, by and between Cecil J. Bontreger ("Bontreger") and the City of Goshen, by and through its Board of Public Works & Safety ("City").

WHEREAS, The City's Building Department issued an Order of the City of Goshen Building Commissioner ("Order") on July 21, 2020, a copy of which is attached hereto and made a part hereof as Exhibit A;

WHEREAS, The Order identified violations of the City's Neighborhood Preservation Ordinance and required Bontreger to make certain corrections to real property and improvements Bontreger owns located at 319 Olive Street, Goshen, Indiana by September 4, 2020;

WHEREAS, Bontreger has made certain improvements and repairs to the real property and improvements he owns located at 319 Olive Street, Goshen, Indiana, but he has failed to repair or replace the roof, as identified in the Order;

WHEREAS, the Order scheduled a hearing before the City Board of Public Works and Safety on Monday, August 31, 2020, at 2:00 p.m.;

WHEREAS, Bontreger admits that the real property he owns at 319 Olive Street, Goshen, Indiana is in violation of the City's Neighborhood Preservation Ordinance and requires a new roof, as the roof allows water to leak into the interior of the house;

WHEREAS, Bontreger agrees to install a new roof on the house he owns located at 319 Olive Street, Goshen, Indiana within the next thirty (30) days, which eliminates the need for the Board of Public Works & Safety to conduct a hearing on Monday, August 31, 2020, at 2:00 p.m.; and

WHEREAS, Bontreger recognizes that failure to install a new roof on the house he owns located at 319 Olive Street, Goshen, Indiana may result in the City pursuing action in a court in Elkhart County to seek compliance with the Order.

NOW, THEREFORE Bontreger and the City agree as follows:

1. Bontreger agrees that a new roof needs to be installed on the house he owns located at 319 Olive Street, Goshen, Indiana, and that he will install a new roof on the house he owns located at 319 Olive Street, Goshen, Indiana, by September, 30, 2020.
2. That Bontreger will obtain a permit from the City Building Department prior to commencing work on the installation of the new roof on the house he owns located at 319 Olive Street, Goshen, Indiana,.

3. That the hearing before the City Board of Public Works & Safety scheduled for Monday, August 31, 2020, at 2:00 p.m. shall be continued to Monday, October 5, 2020, at 2:00 p.m.

AGREED to effective August 31, 2020, and signed on the date indicated below.

Cecil J Bontreger

Goshen Board of Public Works & Safety

Cecil J. Bontreger

Jeremy P. Stutsman, Mayor

Dated: August _____, 2020

Mary Nichols, Member

Michael A. Landis, Member

Dated: August 31, 2020

Exhibit A

ORDER OF THE CITY OF GOSHEN BUILDING COMMISSIONER

July 21, 2020

CERTIFIED MAIL, RETURN RECEIPT REQUESTED

To: Cecil Bontrager
61818 County Road 33
Goshen, IN 46528

RE: Premises at 319 Olive Street, Goshen, Indiana

You are notified as a person holding a substantial property interest in the real estate at 319 Olive Street, Goshen, Indiana, that the building at this location is in violation of the Goshen City Code as set forth in more detail below.

The Goshen Building Department first inspected the subject real estate on January 31, 2020. Violations of the Neighborhood Preservation Ordinance (Minimum Housing Ordinance) were cited. The real estate was re-inspected on March 27, 2020 which showed no significant improvement to the real estate.

You are ordered to make the following corrections by September 4, 2020:

1. The roof is leaking into the attic. The roof needs to be repaired or replaced to prevent water leaking into the interior of the property. The leak is causing damage throughout the house (violation of Section 6.3.1.1 (c)).
2. Holes in siding and deteriorating wood along the foundation must be repaired and made weather tight (violation of Section 6.3.1.1 (b)).

In the event that you fail to comply with this Order, the City of Goshen may pursue action in a court in Elkhart County.

You are further notified that a hearing will be held before the City of Goshen Board of Public Works and Safety on Monday, August 31, 2020 at 2:00 p.m. (local time), or soon thereafter, for the purpose of reviewing the Order of the City of Goshen Building Commissioner. This hearing will be held at the Goshen Police & Court Building in the Court Room/Council Chambers at 111 East Jefferson Street, Goshen, Indiana.

You have the right to appear at this hearing with or without counsel, to present evidence, cross-examine opposing witnesses and present arguments. Should you fail to appear at the time set for the hearing, the hearing will be conducted in your absence. The Board of Public Works and Safety will have the right to affirm, rescind or modify this Order.

Indiana Code § 36-7-9-27 requires that if you transfer your interest or any portion of your interest in the building affected by this Order to another person, you must supply the other person with full information regarding this Order prior to transferring that interest or agreeing to transfer that interest. Within five (5) days after transferring or agreeing to transfer a substantial property interest in the building, you must also supply City of Goshen Community Development Director Mark Brinson with the full name, address and telephone number of the other person taking a substantial property interest in the building and/or premises, along with written copies of the agreement to transfer the interest or copies of the document actually transferring the interest. Mr. Brinson's office is located at 204 East Jefferson Street, Suite 6, Goshen, Indiana 46528, or you may contact him at (574) 537-3824. Should you fail to comply with these provisions, then you may be liable to the City of Goshen for any damage that the City of Goshen may suffer in the event that judgment is entered against the City by the other person to whom the transfer was made.

This Order of the City of Goshen Building Commissioner is issued on July 21, 2020

City of Goshen Building Department



Mark Brinson, Community Development Director

CERTIFICATE OF SERVICE

The undersigned certifies that the foregoing Order of the City of Goshen Building Department for the premises at 319 Olive Street, Goshen, Indiana, was served by sending a copy by certified mail, return receipt requested and by regular first-class mail to the last known address of the following persons to be notified on July 21, 2020:

To: Cecil Bontrager
61818 County Road 33
Goshen, IN 46528



Carla Newcomer, Paralegal
City of Goshen Legal Department
204 East Jefferson Street, Suite 2
Goshen, Indiana 46528



August 27, 2020

Goshen Board of Works
111 E. Jefferson St.
Goshen, IN 46526

RE: Temporary relocation of dumpsters to sidewalk.

We (DJ Construction Co. Inc.) have requested permission to move five (5) dumpsters that are currently located in the alley space between Olympia and Yoder, Ainley, Ulmer & Buckingham (YAUB) to the sidewalk on Clinton Street against the buildings. We are having YAUB's block wall in the alley painted during this time.

We would like the work to happen Monday through Wednesday, August 31 – September 2, 2020 unless there are weather related occurrences that would stall the job. The sidewalk will not be closed but the five (5) dumpsters will be pushed up against the buildings. The wheels on the dumpsters will be chocked to prevent rolling and keep them in place. An electrician will be there Monday to cover wires between the buildings for safety. The painter will set up on Monday as well. Actual work will take place during the day.

Olympia is the only neighbor using their dumpsters right now. All three (3) neighbors will have been officially notified on Tuesday, August 25, 2020 with a letter stating the location and the week the dumpsters would be moved. Those neighbors directly affected would be H&R Block, Olympia and the New Dew Drop Inn. We anticipate this work lasting a maximum of 3 days.

Ruth Pletcher, DJ Construction will be available electronically for questions during the Board of Works meeting.

Ruth Pletcher

A handwritten signature in blue ink that reads 'Ruth Pletcher'.

Service Group Coordinator
DJ Construction Co. Inc.



GOSHEN HIGH SCHOOL

Crimson Marching Band

(574) 533-8651 Ext. 2520

Tom Cox, Director
tcox@goshenschools.org
401 Lincolnway East

Josh Kaufman, Director
jkaufman@goshenschools.org
Goshen, Indiana 46526

Dear Goshen City Board of Works Members,

The Goshen High School Crimson Marching Band would like to do a short parade on Friday, September 18, 2020.

As our students have had many performance opportunities canceled for the 2020 season we would like to give back to our community and give our students a chance to perform the public. I think all of us could use a "pick-me-up" and there is nothing better than a parade! ☺

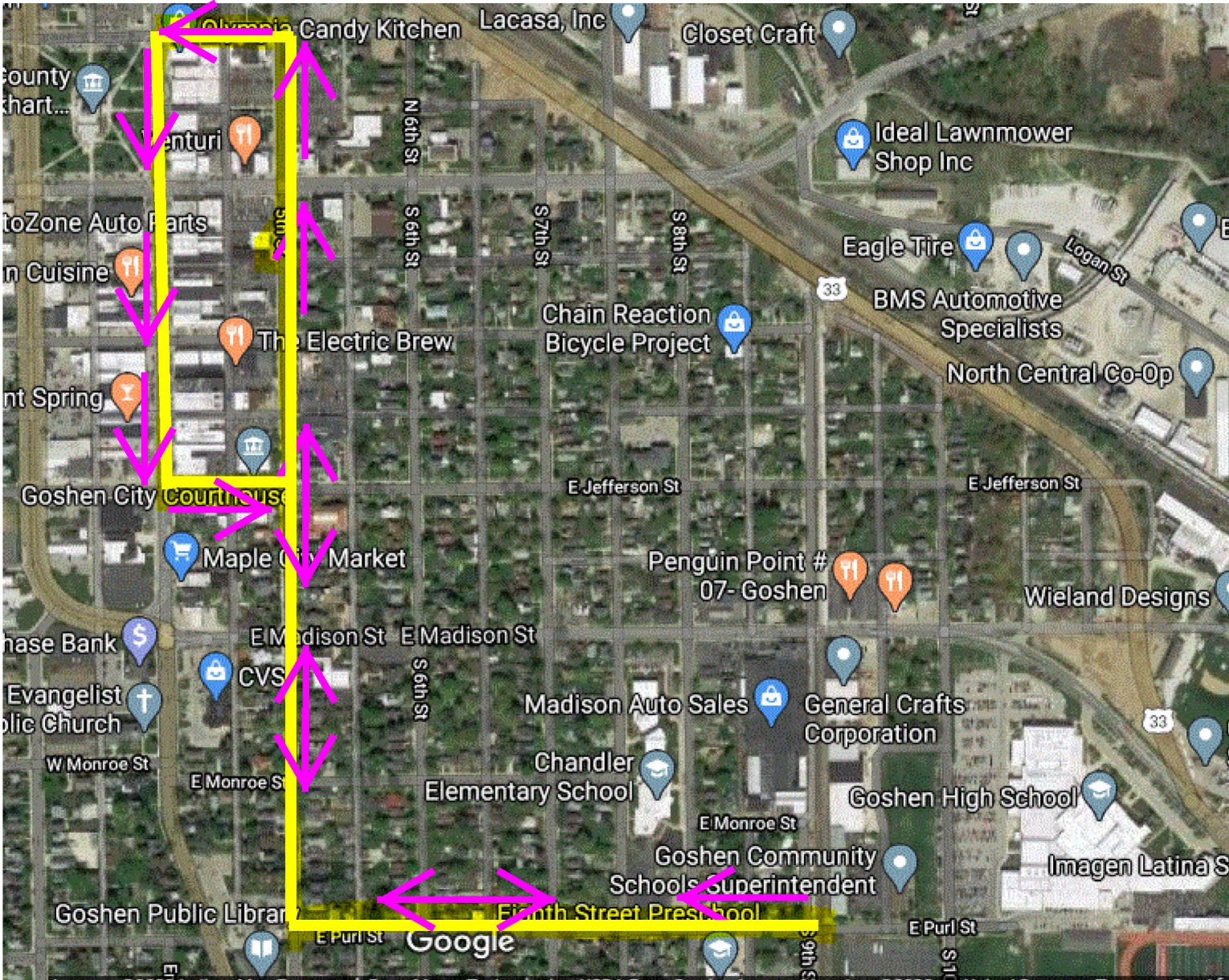
We would begin at 7:00 p.m. from Goshen High School and march to the courthouse, perform a short standstill of our show music and then march back to GHS. The entire sequence would last about one hour.

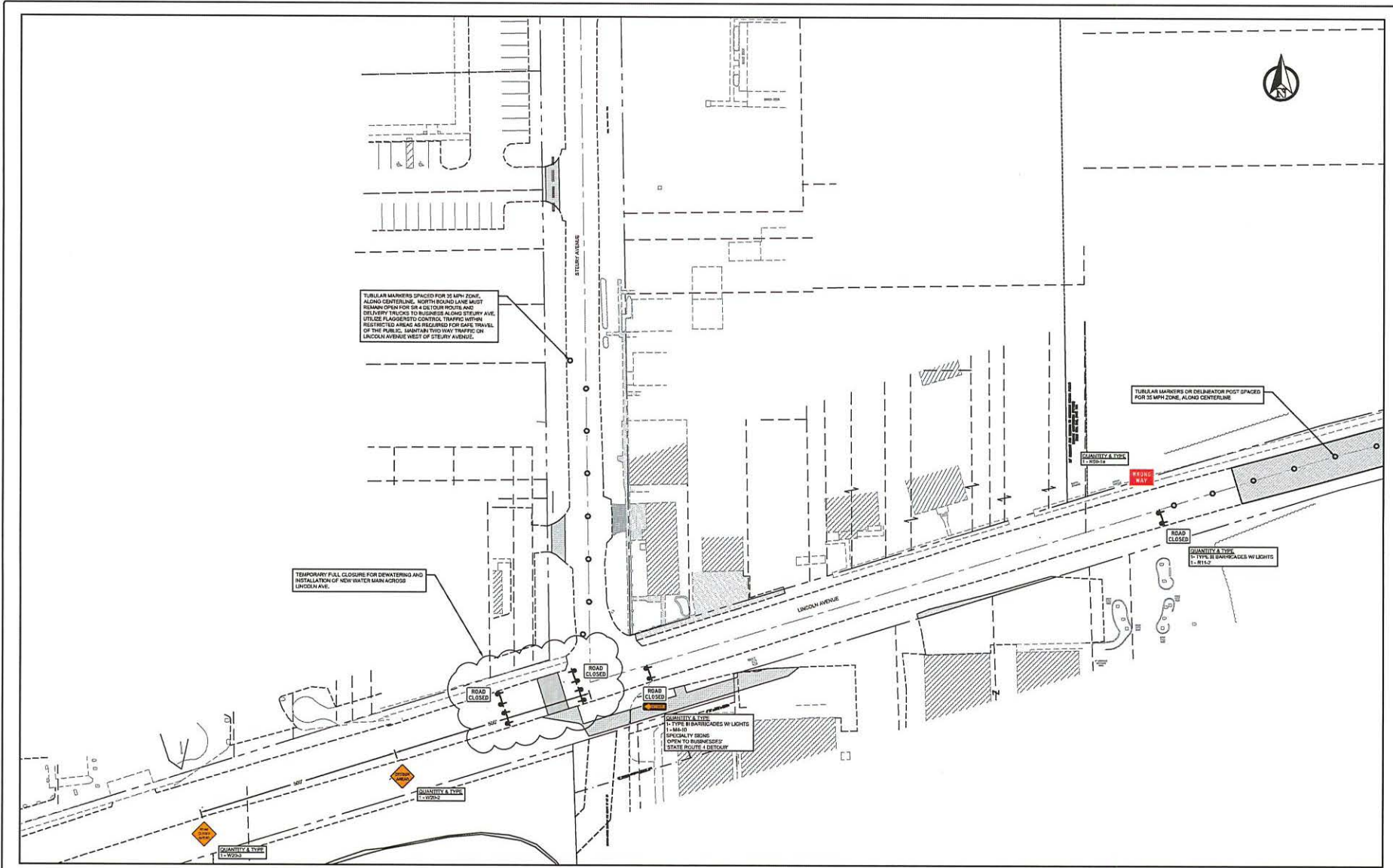
I have enclosed a map of our proposed route. We have discussed this with Principal Barry Younghans and he has given his approval for this performance.

We have met with SRO Randy Valderrama and he has agreed to pass this on for us to the Board for you approval.

Thank you for your consideration,

Tom Cox/Josh Kaufman, Directors
Crimson High School Marching Band





LINCOLN AVE. TRAFFIC CONTROL
NOT TO SCALE

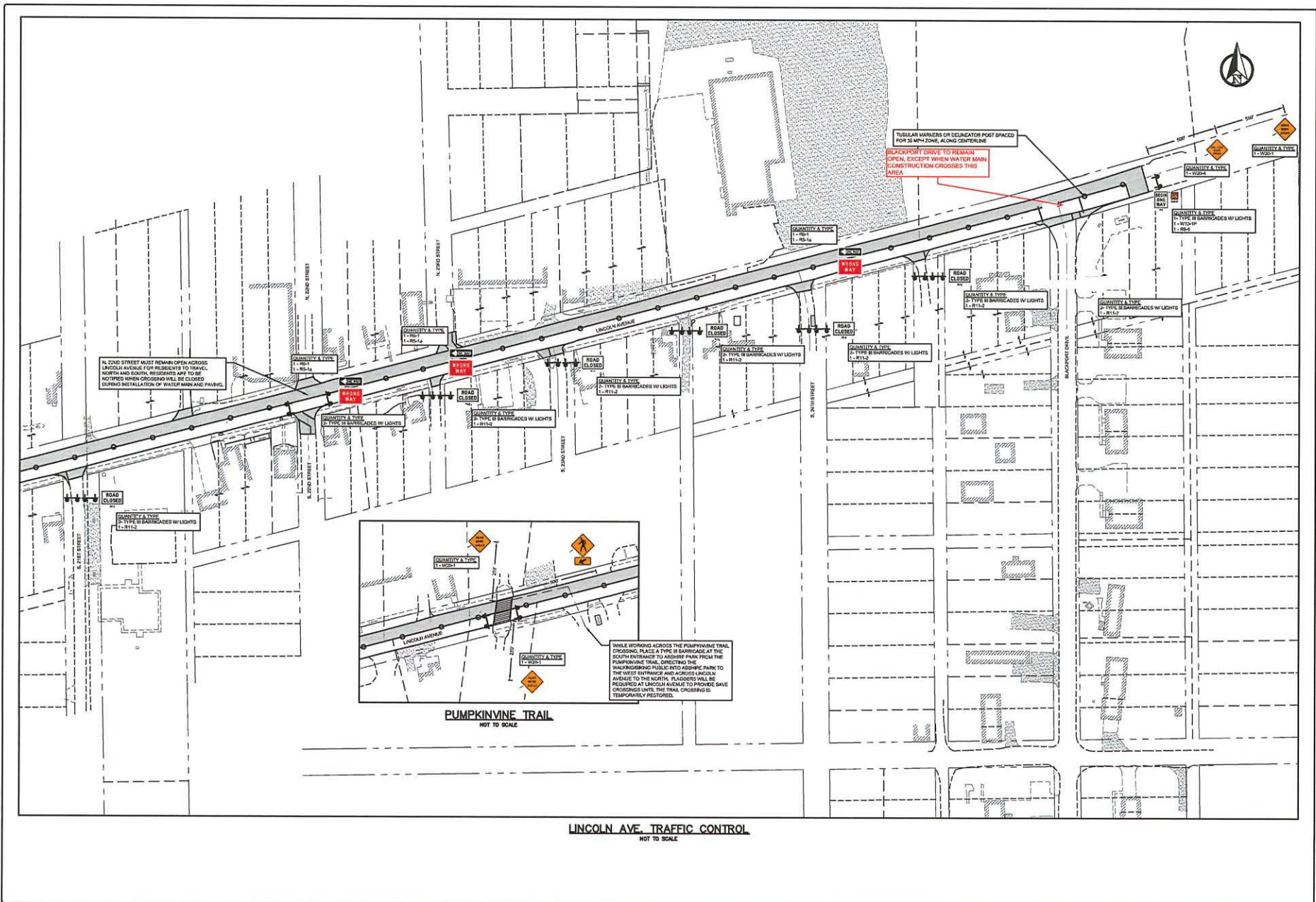
REV.	DESCRIPTION	BY	DATE



The City of Goshen
Department of Public Works & Safety
Office of Engineering
2104 East Jefferson Street, Goshen, Indiana 46528
Phone: 574-534-2201 Fax: 574-533-8026

**East Goshen Water Main Replacement
From Rock Run Creek Blackport Drive**
Traffic Control Plan

Project Number: 2019-0017	Approved By: B. Coit, P.E.
Designed By: J. Hoffman	Drawn By: J. Hoffman
Issue Date: 05/06/2020	Scale: Not To Scale
X-2508-17	



LINCOLN AVE. TRAFFIC CONTROL
NOT TO SCALE

NO.	DESCRIPTION	QUANTITY	UNIT	DATE

The City of Goshen
 Department of Public Works & Safety
 Office of Engineering
 2104 East Jefferson Street, Goshen, Indiana 46528
 Phone: 574-534-2201 Fax: 574-535-8626

East Goshen Water Main Replacement From Rock Run Creek Blackport Drive	
Traffic control Plan	
Project Number: 2014-0017	Designed By: J. Hoffman
Approved By: B. Curt, P.E.	Drawn By: J. Hoffman
Date: 05/04/2020	Scale:
Not To Scale	
X-2508-18	



**Engineering Department
CITY OF GOSHEN**

204 East Jefferson Street, Suite 1 • Goshen, IN 46528-3405

Phone (574) 534-2201 • Fax (574) 533-8626 • TDD (574) 534-3185
engineering@goshencity.com • www.goshenindiana.org

MEMORANDUM

TO: Board of Public Works and Safety

FROM: Goshen Engineering Department

RE: **EXTENSION OF INDIANA AVENUE CLOSURE FROM PIKE STREET TO WILKINSON STREET – LASSUS FUEL & CONVENIENCE (JN: 2019-2037)**

DATE: August 31, 2020

Due to delays encountered with mobilizations and utility locates, Lassus Brothers Oil, Inc. believes the work required to abandon existing utilities and install new taps will require an additional week with Indiana Avenue closed between Pike Street and Wilkinson Street. Work has begun on this portion of the project, and Indiana Avenue will need to remain closed until September 4, 2020.

Requested motion:

Move to approve an additional time extension for the closure of Indiana Avenue from Pike Street to Wilkinson Street until September 4, 2020.

Thank you for your consideration of this request.


ACCEPTED:

City of Goshen
Board of Works & Safety

Jeremy Stutsman, Mayor

Mike Landis, Board Member

Mary Nichols, Board Member



**Engineering Department
CITY OF GOSHEN**

204 East Jefferson Street, Suite 1 • Goshen, IN 46528-3405

Phone (574) 534-2201 • Fax (574) 533-8626 • TDD (574) 534-3185
engineering@goshencity.com • www.goshenindiana.org

MEMORANDUM

TO: Board of Public Works and Safety
FROM: Goshen Engineering Department
RE: **EXTENSION OF STEURY AVENUE SOUTHBOUND LANE CLOSURE
EAST GOSHEN WATER MAIN REPLACEMENT (JN: 2019-0037)**
DATE: August 31, 2020

Selge Construction was not able to begin their work on Steury Avenue as planned on August 24th, due to delays in sourcing materials.

As a result of the delays, work is planned to continue on Steury Avenue next week, starting August 31. It is requested the Board of Works allow for an additional week for closure of the southbound lane of Steury Avenue from 305 Steury Avenue to East Lincoln Avenue from August 31 to September 4, 2020. Two-way traffic will be maintained on Steury Avenue with flaggers.

Requested motion: Move to approve an additional time extension for the closure of the southbound lane of Steury Avenue, for Selge Construction to install new water main, from August 31 to September 4, 2020.

ACCEPTED:

**City of Goshen
Board of Works & Safety**

Jeremy Stutsman, Mayor

Mike Landis, Board Member

Mary Nichols, Board Member



**Engineering Department
CITY OF GOSHEN**

204 East Jefferson Street, Suite 1 • Goshen, IN 46528-3405

Phone (574) 534-2201 • Fax (574) 533-8626 • TDD (574) 534-3185
engineering@goshencity.com • www.goshenindiana.org

MEMORANDUM

TO: Board of Public Works and Safety

FROM: Goshen Engineering Department

RE: **EASTBOUND LINCOLN AVENUE LANE CLOSURE FROM STEURY AVENUE TO BLACKPORT DRIVE – EAST GOSHEN WATER MAIN REPLACEMENT (JN: 2019-0037)**

DATE: August 31, 2020

It is requested the Board of Works allow the closure of the eastbound lane of Lincoln Avenue from east of Steury Avenue to Blackport Drive from September 1 to November 25, 2020. Traffic will be one-way, heading westbound only, along this portion of Lincoln Avenue during the lane closure. The intersections at N 22nd Street and Blackport Drive will remain open, except when water main work crosses them. Access will be maintained to Abshire Park and driveways on the south side of Lincoln Avenue. The Pumpkinvine Trail crossing at Lincoln Avenue will also be continuously maintained. Please see the attached traffic control plan for this work.

The work to be performed includes the installation of water main along the south side of Lincoln Avenue; installation of connections to existing side street water mains; installation of water services; and pavement restoration for the entire roadway along the lane closure area.

Requested motion:

Move to approve the closure of the eastbound lane of Lincoln Avenue for Selge Construction to complete installation of water main and pavement restoration from September 1, 2020 to November 25, 2020.

ACCEPTED:

City of Goshen
Board of Works & Safety

Jeremy Stutsman, Mayor

Mike Landis, Board Member

Mary Nichols, Board Member



**Engineering Department
CITY OF GOSHEN**

204 East Jefferson Street, Suite 1 • Goshen, IN 46528-3405

Phone (574) 534-2201 • Fax (574) 533-8626 • TDD (574) 534-3185
engineering@goshencity.com • www.goshenindiana.org

MEMORANDUM

TO: Goshen Board of Public Works & Safety

FROM: Goshen Engineering

RE: **CLOSURE OF WESTPLAINS DRIVE**

DATE: August 31, 2020

Clarkco, Inc. requests the closure of Westplains Drive between Kansas Drive and Pringle Drive from Monday, September 14th through Friday, September 18th, to perform installation of water and sewer service laterals for the new LaCasa Westplains building at 1789 Westplains Drive.

Attached is the detour route.

Requested Motion: Approve the closure of Westplains Drive from Kansas Drive to Pringle Drive for the week of September 14th through the 18th for water and sewer installation at the new LaCasa Building.

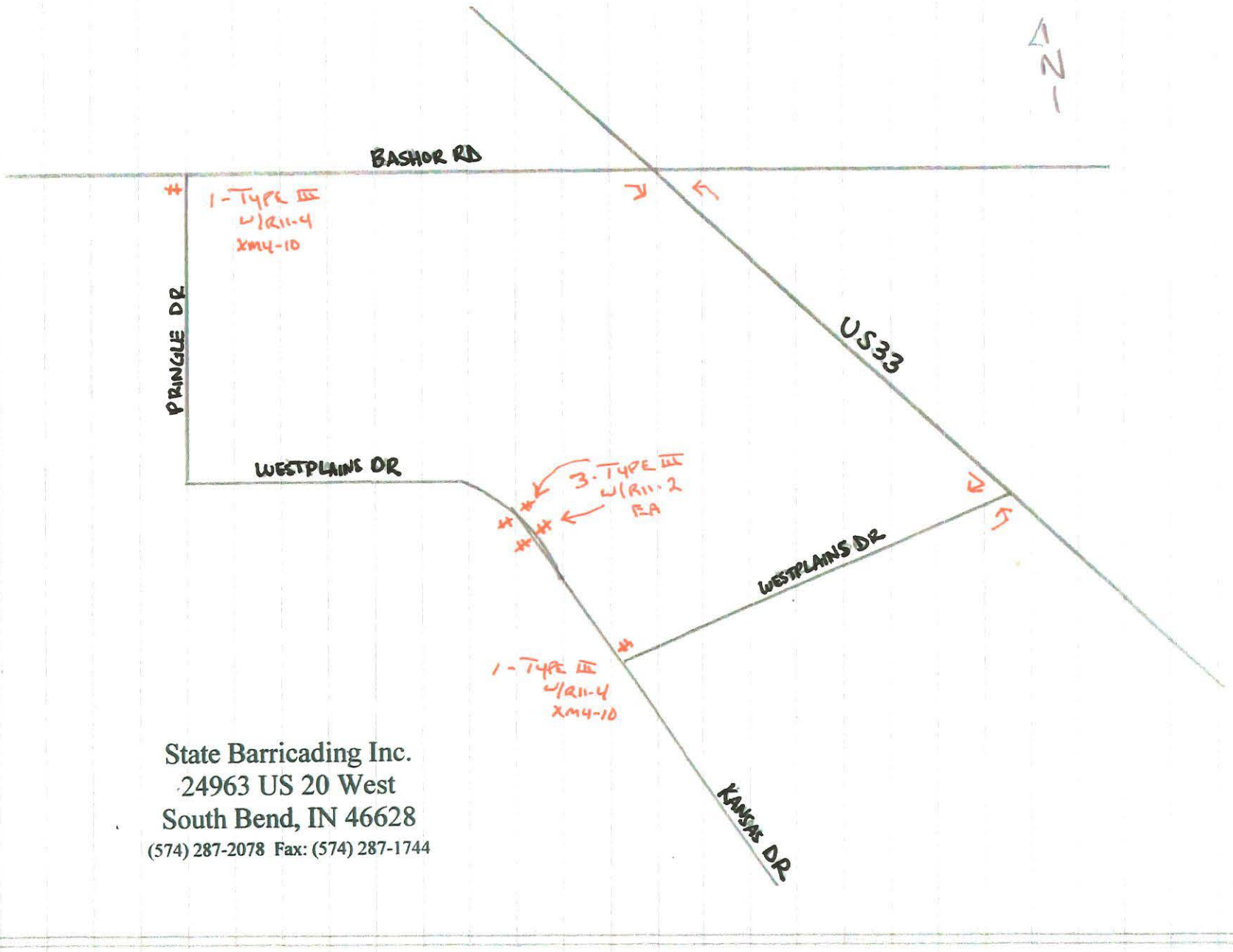
**APPROVED:
BOARD OF PUBLIC WORKS & SAFETY
CITY OF GOSHEN, INDIANA**

Jeremy Stutsman, Mayor

Mary Nichols, Member

Michael Landis, Member

-2-



State Barricading Inc.
24963 US 20 West
South Bend, IN 46628
(574) 287-2078 Fax: (574) 287-1744



**Engineering Department
CITY OF GOSHEN**

204 East Jefferson Street, Suite I • Goshen, IN 46528-3405

Phone (574) 534-2201 • Fax (574) 533-8626 • TDD (574) 534-3185
engineering@goshencity.com • www.goshenindiana.org

MEMORANDUM

TO: Board of Public Works and Safety

FROM: Goshen Engineering Department

RE: **BLACKPORT DRIVE – NO TRUCK DESIGNATION
EAST GOSHEN WATER MAIN REPLACEMENT (JN: 2019-0037)**

DATE: August 31, 2020

Work is underway on the East Goshen Water Main project with traffic control measures already in place. In order to ease the burden of the traffic control on local drivers and businesses, the Engineering Department is requesting that the “No Truck” designation on Blackport Drive be temporarily removed while the project’s traffic control measures are in place. This temporary lifting of the “No Truck” designation would take effect immediately, and would be rescinded upon removal of the Contractor’s traffic control measures, tentatively scheduled for November 25th.

Requested motion: Move to approve the temporary removal of the “No Truck” designation on Blackport Drive, effective immediately, until no later than November 25, 2020.

ACCEPTED:

**City of Goshen
Board of Works & Safety**

Jeremy Stutsman, Mayor

Mike Landis, Board Member

Mary Nichols, Board Member



**Engineering Department
CITY OF GOSHEN**

204 East Jefferson Street, Suite 1 • Goshen, IN 46528-3405

Phone (574) 534-2201 • Fax (574) 533-8626 • TDD (574) 534-3185
engineering@goshencity.com • www.goshenindiana.org

MEMORANDUM

TO: Goshen Board of Public Works & Safety

FROM: Goshen Engineering

RE: **CLOSURE OF PARKING SPACES / SIDEWALK FOR ROOF REPLACEMENT**

DATE: August 31, 2020

On September 8th & 9th, Nichol's Roofing will be installing a new roof at the Utility Billing office, 203 S. 5th Street. We are requesting eight parking spaces be closed; four on the south side and four on the north side of the building to accommodate dumpsters and trucks. The sidewalk on the north side of the building will need to be closed also for safety.

Requested Motion: Approve the closure of sidewalk and 8 parking spaces on the north and south sides of the Utility Billing office for roof replacement.

**APPROVED:
BOARD OF PUBLIC WORKS & SAFETY
CITY OF GOSHEN, INDIANA**

Jeremy Stutsman, Mayor

Mary Nichols, Member

Michael Landis, Member



City Clerk-Treasurer

CITY OF GOSHEN

202 South Fifth Street, Suite 2 • Goshen, IN 46528-3714

Phone (574) 533-8625 • Fax (574) 533-9740

clerktreasurer@goshencity.com • www.goshenindiana.org

28 August 2020

To: Board of Public Works & Safety

From: Adam Scharf

Re: Request for voter registration table at Main & Washington

Goshen resident Andrea Houghton requests permission to place a staffed voter registration table at the corner of Main St. and Washington St. Mondays and Fridays from noon until 2 p.m. until the voter registration deadline of October 5.

Ms. Houghton is agreeable to a contingency of permission from the adjacent shop owner or operator.



City Clerk-Treasurer

CITY OF GOSHEN

202 South Fifth Street, Suite 2 • Goshen, IN 46528-3714

Phone (574) 533-8625 • Fax (574) 533-9740

clerktreasurer@goshencity.com • www.goshenindiana.org

29 August 2020

To: Board of Public Works & Safety

From: Adam Scharf

Re: Public Information – 22nd Annual Riding to Remember Charity Ride

Mary Anne Ballard, Riding to Remember Co-Chair, requested closures and approvals for a motorcycle ride through Goshen on Sunday Sept. 13, per the attached schedule. She advised that due to COVID-19 the ride did not plan to stop in Goshen for their usual memorial service.

Per advice from Goshen Police, Engineering and Street Departments, no closures or barricading will be required for this escorted ride. Day shift police patrol will handle intersection traffic control, and there is no official action required by the Board of Works.

RIDING TO REMEMBER FALLEN POLICE, FIREFIGHTER, & VETERAN

CHARITY RIDE ROUTE

ESTIMATED TIMES OF ARRIVAL TO EACH TOWN/CITY
CITIZENS ARE RECOMMENDED TO ARRIVE 15 MINUTES PRIOR TO EACH ESTIMATED ARRIVAL
TIME IN THEIR CITY / TOWN TO ENSURE OBSERVATION OF RIDE
SUNDAY
September 13, 2020

STAGING & REGISTRATION FROM 11am – 12:15pm @ HOOSIER HARLEY DAVIDSON

STAGING ON CR7 FACING SOUTHBOUND FROM BRISTOL STREET TO HALLIE ROAD

MOTORCYCLISTS ARE REQUIRED TO APPROACH VENUE SOUTH ON CR 7 FROM CR 6 (NO EXCEPTIONS)

RIDE LEAVES HHD 720 W. Bristol Street at 12:30pm

ELKHART

Right on Bristol Street (CR10) turning into Nappanee Street (SR 19)

Right on Mishawaka Road (CR 20)

Left on County Road 3 (Coverage Baugo Fire Department)

County Road 3 veers off left at CR 24 outside of Jimtown

Continue South on CR3 (Coverage Baugo Fire Department)

Right on CR 28 (Coverage Baugo Fire Department)

Left on CR 3 (Coverage Baugo Fire Department)

Baugo Fire Chief: Brian Gonzales (293-0780 or 574/971-6520) Brian.gonzales69@gmail.com

WAKARUSA: Estimated arrival 1pm / 30 MINUTES

Continue South on CR 3 to downtown Wakarusa

CAUTION – Road apples

Right CR 42 (Caution Quick sharp turn)

Left CR 3 (Arnot Street)

Coverage by Wakarusa Marshal/Wakarusa Fire

North Elkhart & Sycamore

North Elkhart & Waterford

South Elkhart & Harrison

CAUTION: CR3 & CR46 East/West cross traffic does not stop (Coverage Foraker Township FD)

CAUTION: CR3 & CR50 FOUR WAY STOP (Coverage Foraker Township FD)

Wakarusa Town Manager: Jeff Troxel (574/360-5539) Jtroxel@hotmail.com

Wakarusa Fire Chief: Paul Marin (574/536-3024) pemt@1951@gmail.com

Wakarusa Deputy Marshal: Tim Heshberger (574/320-1654 or 574/862-4200)

Wakarusapd@wakarusapd.com

Foraker Fire Chief: Doug Hochstedler (574/831-2293) drhoch96@gmail.com

NAPPANEE: Estimated arrival 1:10pm / 10 MINUTES

Left on US Hwy 6

Left on SR15 (Coverage New Paris Fire Department)

Nappanee Police Chief: Steve Rulli (574/773-4111) srulli@nappaneepolice.com

Nappanee Fire Chief: Don Lehman (574/773-2111) Dlehman@nappanee.org

Nappanee Police & Fire to provide traffic control at intersections within their jurisdiction

GOSHEN: Estimated arrival 1:40pm / 30 MINUTES

SR 15 (Main Street)

LEFT on Madison Street curving North into S 3rd St (SR15)

Coverage needed by Goshen PD, Emergency Management, or Goshen Fire at

SR15 & CR40

SR15 & Waterford Mills Parkway

SR15 & CR38 (Kercher Road)

SR15 High Park Ave

SR15 & Westwood

SR15 & College Avenue

SR15 & Plymouth Ave

SR15 & Madison St

3rd/ Jefferson

3rd/ Washington St

3rd / Lincoln Ave

3rd/Clinton St

3rd/Pike St

SR15 & Wilden Avenue

Right on CR126 (Coverage Jefferson Township Fire Department SR15 & CR126)

Right on CR27 (Coverage Jefferson Township Fire Department CR126 & CR27)

Left on CR22 - Orpha Drive (Coverage Jefferson Township Fire Department CR27 & CR22)

Goshen Fire Chief: Dan Sink (574/533-7878) dannysink@goshencity.com

Goshen Police Chief: Jose Miller – Josemiller@goshencity.com

Goshen Police RTR Liaison: Jeff Schrock (574/361-1550) Scubapd@aol.com

Jefferson Township Fire Chief: Greg Swank (574/533-0621) gswank@cranecomposites.com

MIDDLEBURY: Estimated arrival 1:55p / 15 MINUTES

Left on SR13 (Main street)

Left on CR 8 (Bristol Ave)

CR 8 into Bristol (CR8 = E. Elkhart Street)

Coverage needed by Middlebury Marshal/Middlebury Fire Department

CR22 and US20

CR22 and IN13

IN13 & CR8

CR8 and CR35

Middlebury Deputy Marshal: Robert Baker (574/536-8842) rbaker@middleburypolice.com

Middlebury Fire Chief Jeff Wogoman (574/825-1484 or 825-1492) Jeffwogoman101@gmail.com or

Jeffwagoman@goshencity.com

BRISTOL: Estimated arrival between 2:10P / 15 MINUTES

Right on Chaptoula Street

Left on East Vistula Street turning into West Vistula Street (SR 120)

Coverage needed by Bristol Marshal/Bristol Fire Department

Chaptoula Street & E Vistula (SR120)

East Vistula Street (SR120) & IN15

Division Street (SR120) & IN15 (Division Street)

Bristol Marshal: Mike Albin (574/848-4464) Bristolpd@bristolpolice.org

Bristol Fire Department Chief: Nick Kantz ((574/215-3048) Njakantz@gmail.com

Concord Township Fire Department Chief: Phil Sumpter (574/875-9644) psumpter@concordtwfire.com

CTFD will cover

SR120 & CR17

SR120 & CR15

SR120 & CR13

ELKHART: Estimated time of arrival 2:30P / 20 MINUTES

State Road 120 (East Jackson Boulevard) to Johnson Street (ELKHART)

Right on Johnson Street

Left on Beardsley Avenue

Right on Edwardsburg Ave (County Road 5)

Right on North Michigan Street (County Road 7)

END: HOOSIER HARLEY DAVIDSON 720 W. BRISTOL STREET

**RIDING TO REMEMBER FALLEN POLICE, FIREFIGHTER, & VETERAN
CHARITY RIDE ROUTE
ESTIMATED TIMES OF ARRIVAL TO EACH TOWN/CITY
CITIZENS ARE RECOMMENDED TO ARRIVE 15 MINUTES PRIOR TO EACH ESTIMATED ARRIVAL
TIME IN THEIR CITY / TOWN TO ENSURE OBSERVATION OF RIDE
SUNDAY
September 13, 2020**

STAGING & REGISTRATION FROM 11am – 12:15pm @ HOOSIER HARLEY DAVIDSON

MOTORCYCLISTS ARE REQUIRED TO APPROACH VENUE SOUTH ON CR 7 FROM CR 6 (NO EXCEPTIONS)

STAGING ON CR7 FACING SOUTHBOUND FROM BRISTOL STREET TO HALLIE ROAD

SAFETY MEETING 12:15 – 12:30p

RIDE LEAVES HHD 720 W. Bristol Street at 12:30p

Right on Bristol Street turning into Nappanee Street (SR 19)

Right on Mishawaka Road (CR 20)

Left on County Road 3 (Coverage Baugo Fire Department)

County Road 3 veers off left at CR 24 outside of Jimtown

Continue South on CR3 (Coverage Baugo Fire Department)

Right on CR 28 (Coverage Baugo Fire Department)

Left on CR 3 (Coverage Baugo Fire Department)

WAKARUSA: Estimated arrival 1pm / 30 MINUTES

Continue South on CR 3 to downtown Wakarusa

Right CR 42 (Caution Quick sharp turn)

Left CR 3 (Arnot Street)

NAPPANEE: Estimated arrival 1:10pm / 10 MINUTES

Left on US Hwy 6

Left on SR15 (Coverage New Paris Fire Department)

GOSHEN: Estimated arrival 1:40pm / 30 MINUTES

SR 15 (Main Street)

LEFT on Madison Street curving North into S 3rd St (SR15)

Right on CR126 (Coverage Jefferson Township Fire Department SR15 & CR126)

Right on CR27 (Coverage Jefferson Township Fire Department CR126 & CR27)

Left on CR22 - Orpha Drive (Coverage Jefferson Township Fire Department CR27 & CR22)

MIDDLEBURY: Estimated arrival 1:55p / 15 MINUTES

Left on SR13 (Main street)

Left on CR 8 (Bristol Ave)

CR 8 into Bristol (CR8 = E. Elkhart Street)

BRISTOL: Estimated arrival between 2:10P / 15 MINUTES

Right on Chaptoula Street

Left on East Vistula Street turning into West Vistula Street (SR 120)

ELKHART: Estimated time of arrival 2:25P / 15 MINUTES

State Road 120 (East Jackson Boulevard) to Johnson Street (ELKHART)

Right on Johnson Street

Left on Beardsley Avenue

Right on Edwardsburg Ave (County Road 5)

Right on North Michigan Street (County Road 7)

END: HOOSIER HARLEY DAVIDSON 720 W. BRISTOL STREET